

BYU BASKETBALL



Nick Emery

The 2016-17 BYU Basketball Almanac has been designed to provide local, regional and national media with useful information about the BYU basketball program, its history and tradition. Additional information is available online via BYUcougars.com. Should you require additional information, such as photographs, video or additional media guides, please contact the BYU Athletic Communications office at (801) 422-8948. We appreciate your coverage of BYU basketball and look forward to working with you this season.

BYU BASKETBALL – WINNING TRADITION

- 1951 and 1966 NIT Champions
- 29 NCAA Tournament Appearances
- 29 Regular Season Conference Championships
- Two National Players of the Year – Danny Ainge and Jimmer Fredette
- Jimmer Fredette – 2010-11 NCAA scoring champ at 28.9 ppg
- 12th all-time in NCAA history in total victories
- NCAA Academic Progress Rate recognition – 2006 to 2012
- 28 All-Americans and five Academic All-Americans
- Six Conference Players of the Year since 2000
- 2007, 2008, 2009 and 2011 Conference Champions
- .764 (139-43) – Dave Rose’s conference winning percentage
- 283-99 (.741) – Dave Rose’s coaching record
- Dave Rose – three-time MWC Coach of the Year
- 16 postseason invitations in last 17 years
- 53-game home winning streak from 2005 to 2008
- 237-28 (.894) home record in last 17 years
- 2010-11 final rankings of No. 10 (AP Poll), No. 13 (Coaches Poll)
- 2009-10 final rankings of No. 17 (AP Poll), No. 22 (Coaches Poll)
- Back-to-back 30-win seasons – 30 in 2009-10 and 32 in 2010-11
- Five-straight seasons ranked in the top 25 (2007 to 2011)
- 11-straight 20-win seasons (2006 to 2015)
- Six-straight NCAA tournament appearances (2007 to 2012)
- 15-game win streak in 2009-10, second longest in program history
- Two 10-game win streaks in 2010-11, first time in program history
- Ranked No. 1 in the nation in free-throw percentage (2010)
- Ranked No. 2 in the nation in scoring offense (2010, 2015)
- Ranked No. 2 in the nation in scoring margin (2010)
- Ranked No. 2 in the nation in 3-point field-goal percentage (2010)
- Ranked No. 3 in the nation in scoring offense (2014)
- Ranked No. 4 in the nation in assists (2015)
- Ranked No. 5 in the nation in winning percentage (2011)
- Ranked No. 5 in the nation in scoring margin (2011)
- Ranked No. 6 in the nation in assists (2012)
- Ranked No. 7 in the nation in scoring offense (2011)
- Ranked No. 9 in the nation in scoring offense (2016)
- Ranked No. 10 in the nation in free-throw percentage (2011)

TABLE OF CONTENTS

INTRODUCTION

Winning Tradition	1
Table of Contents	2
Quick Facts	3

MEET THE COUGARS

Season Preview	5-6
2016-17 Schedule	7
2016-17 Roster	8
2016-17 Roster Breakdown	9
Seniors (alphabetical)	10-15
Juniors (alphabetical)	16-24
Sophomores (alphabetical)	25-34
Freshmen (alphabetical)	35-41
Head Coach Dave Rose	42-46
Assistant Coaches	47-49
Basketball Staff	50-53

THE UNIVERSITY

Athletic Administration	54
This is BYU	55-56
Marriott Center	57-59
Marriott Center Annex	60

OPPONENT INFORMATION

All-Time Series Records	62-63
Opponent Information	64-65
Series vs. 2016-17 Opponents	66-69
Coach Rose vs. All Competition	70

BYU HOOPS HISTORY

Winning: A BYU Tradition	72-73
Conference Success	74
Conference Tournament Results	75
Conference Championships	76-78
All-Time Results	79-94
All-Time Lettermen	95-97
Year-by-Year Coaching Breakdown	98
Cougar Coaching Records	99
Cumulative Season Statistics	100-101
NCAA Tournament History	102
NIT History	103
Tournament Results	104

ALL-TIME HONORS

Danny Ainge	106
Jimmer Fredette	107
Kresimir Cosic	108
Stan Watts	109
Mel Hutchins	110
Roland Minson	111
All-Americans	112-113
Conference Honors	114
All-Conference Performers	115-117
Cougars in the Pros	118-120

BYU HOOPS RECORDS

Individual Career Records	122-125
Individual Season Records	126-128
Individual Game Records	128-130
30-Point Games	130-131
Freshman Season Records	132-133
Freshman Game Records	134-135
Team Season Records	135-137
Team Game Records	137-138
Marriott Center Records	138-139
Conference Individual Career Records	139-140
Conference Individual Season Records	140-141
Conference Individual Game Records	142
Conference Tournament Individual Career Records	143
Conference Tournament Individual Game Records	144
NCAA Tournament Individual Career Records	145
NCAA Tournament Game Records	146
NIT Individual Career Records	147
NIT Individual Game Records	148
All-Time Player Career Statistics	149-153
All-Time 100-Point Games	154
All-Time Overtime Games	155
Coaching Records	155
Off the Bench Records	156
BYU Debut Records	157
Year-By-Year Attendance Rankings	158
Year-By-Year Leaders	159-161
Year-By-Year Statistics	162-163
Fastest To	164
Week-By-Week Ranking History	165
BYU as a Ranked Team	165-166
BYU vs. Ranked Opponents	167-168
BYU in the NCAA Record Book	168
Chronology of BYU Records	169
Miscellaneous Scoring Records	169-170
Scoring Records: Days of the Week and Height	171
Scoring Records: Career Average by Height	172
1,000-Point Club	173-177

2015-16 SEASON REVIEW

Season Review	179
Game Results	180
Team Statistics	181
WCC and NCAA Statistics	182
BYU/Opponent Game-by-Game Statistics	183
Individual Game-by-Game	184
Individual Statistics-All Games	185
Individual Statistics-WCC Games	186
Results and Leaders	187
Individual Game Highs	188
Team Game Highs and Game Lows	189
Category Leaders	190-191
Individual Honors	192

MEDIA SERVICES

Media Services	194-195
--------------------------	---------

QUICK FACTS

UNIVERSITY INFORMATION

Location Provo, Utah
Founded Oct. 15, 1875
Elevation 4,553 feet
Enrollment 33,360
Nickname Cougars
Mascot Cosmo
Colors Blue and White
Arena (capacity) Marriott Center (18,987)
Conference West Coast Conference
President Kevin J Worthen
Athletics Director Tom Holmoe

BYU TEAM INFORMATION

2015-16 Overall Record 26-11
Conference Record/Finish 13-5 (3rd WCC)
2016 Postseason NIT, 3-1
 lost to Valparaiso, 72-60 (NIT Semifinals)
2016 Final National Ranking NR/NR
Starters Returning/Lost 4/2
Lettermen Returning/Lost 7/7
Returning Redshirts 1
Newcomers 7

BASKETBALL STAFF

Head Coach Dave Rose
Alma Mater (year) Houston (1983)
Record at School (years) 283-99 (12th year)
Career Division I Record (years) same
Best time/day to reach coach Call SID
Basketball Office Fax (801) 422-5965
Associate Head Coach (Alma Mater, year)
 Tim LaComb (Utah, 2006)
Assistant Head Coach (Alma Mater, year)
 Terry Nashif (BYU, 2005)
Assistant Coach (Alma Mater, year)
 Quincy Lewis (Wagner, 1993)
Director of Basketball Operations (Alma Mater, year)
 Andrew May (BYU, 2010)

PROGRAM HISTORY

First Year of Basketball 1903
Overall All-Time Record 1764-1059 (.625)
Winning Seasons 89 (last 2016)
Conference Championships 29 (last 2011)
Postseason Appearances (record) 41 (33-42)
Total NCAA Appearances (record) 29 (15-32)
Last NCAA Appearance 2015
Result (0-1) lost, NCAA First Round
 (Dayton) vs. Ole Miss, 94-90
Total NIT Appearances (Record) 12 (18-10)
Last NIT Appearance 2016
Result (3-1) lost vs. Valparaiso, 72-70

MEDIA RELATIONS

Basketball Media Relations Kyle Chilton
Office Phone 801-422-4909
Cell Phone 801-372-2080
Email kyle_chilton@byu.edu
Associate AD Communications Duff Tittle
Office Phone 801-422-8948
Cell Phone 801-372-4401
Email duff_tittle@byu.edu
Media Relations Main Office 801-422-8948
Media Relations Fax 801-422-0633
Website www.byucougars.com
Address 30 SFH, Provo, UT 84602-2239
Marriott Center Pressrow Phone 801-422-3675

SOCIAL MEDIA

Website BYUcougars.com
Twitter @BYUbasketball
Facebook /BYUbasketball
Instagram @BYUcougars

MEDIA GUIDE CREDITS

Produced by Kyle Chilton
Editing by Kyle Chilton, Kimber Haner,
 Sydney Jorgensen, Kristen Kerr and Bill Sorensen
Photography by Jaren Wilkey, Mark Philbrick
Printing by BYU Print Services



Kyle Davis





With four returning starters and a talented cast of newcomers, coach Dave Rose and BYU men's basketball enter the 2016-17 season with high expectations.

The Cougars will look to build on last season's 26-11 record and run to the NIT semifinals in Madison Square Garden with the goals of competing for the West Coast Conference title and returning to the NCAA tournament. Under Rose's direction, BYU is riding current streaks of 11-straight 20-win seasons and 11-straight trips to the postseason – including eight NCAA tournament bids.

RETURNING LETTERMEN

Sophomore guard Nick Emery (Alpine, Utah) is an explosive scorer who is coming off a record-setting freshman season. In 2015-16, he set the BYU freshman records for 3-point field goals with 97 and double-figure scoring games with 32. Emery was second all-time among Cougar freshmen in points per game (16.3), field goals made (203) and steals (52). He set the freshman single-game scoring record with 37 points at San Francisco and became the first BYU freshman with 30-plus points in consecutive games when he scored 31 at Santa Clara two days later. Emery was also among the top freshmen in the country in 2015-16 as he was 13th in scoring, sixth in 3-point field goals per game and 23rd in steals per game. The WCC coaches named him to the All-WCC Second Team and the All-WCC Freshman Team.

Forward Kyle Davis (Draper, Utah), one of two seniors on the roster, started all 37 games last season and averaged 11.9 points, 7.5 rebounds and 1.4 blocks. He posted eight double-doubles and was first on the team in blocks and second in rebounds and field goal percentage. Davis posted season highs of 23 points, 20 rebounds, four assists and four blocks and scored in double figures 28 times.

Rose and the Cougars will receive a boost in the post with the return of Eric Mika (Alpine, Utah) from a two-year mission in Italy for The Church of Jesus Christ of Latter-day Saints. As a freshman in 2013-14, Mika earned All-WCC Freshman Team honors while averaging 11.8 points and 6.4 rebounds and shooting 52.7 percent from the field. Mika was a force on the offensive glass as he set the BYU single season record with 93 offensive boards.

Other returning lettermen include junior forward Corbin Kaufusi (Provo, Utah), who started 23 games and averaged 5.7 points, 4.5 rebounds and 1.2 blocks in 2015-16. Kaufusi will join the basketball team at the end of the football season, as he is playing on the defensive line for Kalani Sitake on the gridiron. Jamal Aytes (San Diego, California), Davin Guinn (Murrieta, California) and Braiden Shaw (Eagle High School) also return after playing limited roles in 2015-16. Aytes showed promise as a post scorer as he averaged 3.0 points and shot 53.8 percent from the field. Shaw proved to be a defense presence in the paint and Guinn demonstrated hustle and toughness throughout the season.

NEWCOMERS

A pair of transfers in guards Elijah Bryant (Gwinnett, Georgia) and L.J. Rose (Houston, Texas) will make their BYU debuts in 2016-17. Bryant sat out last season at BYU due to NCAA transfer rules after playing his freshman season at Elon, where he averaged 14.2 points, 4.2 rebounds, 2.7 assists and 1.3 steals. He was the Colonial Athletic Association Rookie of the Week six times, was named to the All-CAA Third Team and the CAA All-Rookie Team and was the CAA Rookie of the Year. Bryant scored a career-best 32 points at Drexel and had 25 points, six 3-pointers, six boards and six assists in a game against William & Mary.

2016-17 SEASON PREVIEW

Rose comes to BYU as a graduate transfer from Houston where he led the Cougars in assists as a sophomore and junior. During his sophomore season, Rose played in 28 and started 25 games while averaging 8.9 points and 5.5 assists. He finished that season ranked first in the American Athletic Conference and 29th in the nation in assists per game. As a junior, he played in and started 19 games and averaged 9.8 points and 5.3 assists. Rose missed all but two games last season due to injury.

The Cougars also welcome the addition of three highly touted freshmen to the roster in Yoeli Childs (South Jordan, Utah), Payton Dastrup (Mesa, Arizona) and TJ Haws (Alpine, Utah). All three were ranked in the top 100 of their respective graduating classes by ESPN.com. As a senior, Childs was named the 5A MVP while averaging 18.5 points, 10.7 rebounds and 2.4 assists and leading Bingham High School to the 5A Utah state title. He was a first-team all-state selection as a junior and senior and was ranked No. 53 by ESPN.com for the class of 2016.

Dastrup earned all-state honors as a junior and senior while averaging a double-double each year at Mountain View High School. He averaged 18.1 points and 10.9 rebounds as a junior and 16.5 points and 13.0 rebounds as a senior. Dastrup was ranked No. 98 by ESPN.com for the class of 2014. After graduating from high school, he served a mission in Panama.

Haws enjoyed one of the most decorated high school careers in the state of Utah as he was the 2014 Utah Mr. Basketball and Gatorade Player of the Year, a four-time 5A state champion and was named first-team all-state three times while playing at Lone Peak High School. In 2013, coached by current BYU assistant Quincy Lewis, he teamed with current Cougar teammates Emery, Mika and Zach Frampton to win the MaxPreps.com National Championship. As a senior, he averaged 25.2 points, 5.2 assists and hit 95 3-pointers. Haws was ranked No. 67 in the class of 2014 by ESPN.com. He served a mission in France.

Steven Beo (Richland, Washington), Colby Leifson (Suwanee, Georgia) and Zach Frampton (Alpine, Utah) are freshmen who will add depth to the BYU guard line. Beo was a four-year starter and prolific scorer at Richland High School and earned first-team all-state honors as a junior and senior. He led the state in scoring as a junior at 27.7 points per game and as a senior averaged 26.1. Leifson prepped at North Gwinnett High School where he averaged 17 points and shot 41 percent from 3 and 93 percent from the free-throw line as a senior. He hit 93 3-pointers last season and earned All-Gwinnett County and all-region first-team honors.

Frampton, who recently returned from a mission to Chile, played at Lone Peak High School. As a senior, he averaged 11.3 points, 6.8 rebounds and 2.5 steals while helping Lone Peak to its fourth-straight 5A state title. Frampton saved his best for last as he scored a career-high 24 points in the state title game.



Elijah Bryant



Eric Mika

2016-17 SCHEDULE

DATE	OPPONENT	SITE
Oct. 26	Cougar Tipoff (Exh)	Provo, Utah
Oct. 29	Seattle Pacific (Exh)	Provo, Utah
Nov. 9	BYU-Hawaii (Exh)	Provo, Utah
Nov. 14	Princeton\$	Provo, Utah
Nov. 17	Coppin State#	Provo, Utah
Nov. 19	Coastal Carolina#	Provo, Utah
Nov. 21	vs. Saint Louis#	Las Vegas
Nov. 23	vs. Alabama/Valparaiso#	Las Vegas
Nov. 26	UVU	Provo, Utah
Nov. 30	vs. Utah State ^	Salt Lake City
Dec. 3	vs. USC+	Los Angeles
Dec. 7	Weber State	Provo, Utah
Dec. 10	Colorado	Provo, Utah
Dec. 17	vs. Illinois@	Chicago
Dec. 20	Idaho State	Provo, Utah
Dec. 22	Cal-State Bakersfield	Provo, Utah
Dec. 29	Santa Clara*	Provo, Utah
Dec. 31	at Loyola Marymount*	Los Angeles
Jan. 5	at Saint Mary's*	Moraga, California
Jan. 7	Pacific*	Provo, Utah
Jan. 12	San Francisco*	Provo, Utah
Jan. 14	at San Diego*	San Diego
Jan. 19	Pepperdine*	Provo, Utah
Jan. 21	at Pacific*	Stockton, California
Jan. 26	at Santa Clara*	Santa Clara, California
Jan. 28	Loyola Marymount*	Provo, Utah
Feb. 2	Gonzaga*	Provo, Utah
Feb. 4	Portland*	Provo, Utah
Feb. 9	at Pepperdine*	Malibu, California
Feb. 11	at San Francisco*	San Francisco
Feb. 16	San Diego*	Provo, Utah
Feb. 18	Saint Mary's*	Provo, Utah
Feb. 23	at Portland*	Portland, Oregon
Feb. 25	at Gonzaga*	Spokane, Washington
Mar. 2-7	WCC Basketball Championships	Las Vegas

Home Games in Bold

\$ ESPN Tip-Off Marathon

MGM Grand Main Event

^ at Vivint Smart Home Arena

+ Basketball Hall of Fame's 2016 HoopHall LA

@ State Farm Chicago Legends

* WCC Game

All times local to site



2016-17 ROSTER

2016-17 BYU NUMERICAL ROSTER

No.	Name	Pos.	Ht.	Wt.	Yr.	Exp	Hometown (Previous School)
2	Zach Frampton	G	6-3	185	Fr.	HS	Highland, Utah (Lone Peak HS)
3	Elijah Bryant	G	6-5	210	So.	TR	Gwinnett, Georgia (Elon)
4	Nick Emery	G	6-2	185	So.	1L	Alpine, Utah (Lone Peak HS)
5	L.J. Rose	G	6-3	200	Sr.	TR	Houston, Texas (Houston)
12	Eric Mika	F	6-10	230	So.	1L	Alpine, Utah (Lone Peak HS)
13	Colby Leifson	G	6-4	190	Fr.	HS	Suwanee, Georgia (North Gwinnett HS)
14	Steven Beo	G	6-3	180	Fr.	HS	Richland, Washington (Richland HS)
15	Payton Dastrup	F	6-10	250	Fr.	HS	Mesa, Arizona (Mountain View HS)
21	Kyle Davis	F	6-8	225	Sr.	1L	Draper, Utah (Utah State)
23	Yoeli Childs	F	6-8	225	Fr.	HS	South Jordan, Utah (Bingham HS)
24	Davin Guinn	F	6-5	190	Jr.	1L	Murrieta, California (UC Riverside)
30	TJ Haws	G	6-4	170	Fr.	HS	Alpine, Utah (Lone Peak HS)
31	Braiden Shaw	F	6-9	210	So.	1L	Eagle, Idaho (Eagle HS)
40	Jamal Aytes	F	6-6	235	Jr.	1L	San Diego, California (UNLV)
44	Corbin Kaufusi	C	6-10	260	Jr.	2L	Provo, Utah (Timpview HS)

COACHING STAFF

Head Coach: Dave Rose, 12th year (Houston, 1983)
 Overall/BYU Record: 283-99 (11th year)
 Associate Head Coach: Tim LaComb, 7th year (Utah, 2006)
 Assistant Head Coach: Terry Nashif, 10th year (BYU, 2005)
 Assistant Coach: Quincy Lewis, 2nd year (Wagner, 1993)
 Director Basketball Operations: Andrew May, 2nd year (BYU, 2010)
 Coordinator of Player Development: Garrett Faucette, 5th year (BYU, 2008)
 Graduate Assistant: Lee Cumppard, 1st year (BYU, 2009)
 Strength and Conditioning Coach: Erick Schork, 1st year (Springfield, 1995)
 Team Trainer: Robert Ramos, 15th year (BYU, 1995)

PRONUNCIATION GUIDE

Jamal Aytes **ATEs or 8s**
 Yoeli Childs **YO-lee**
 Colby Leifson **LAFE-son**
 Corbin Kaufusi **KAW-foo-see**
 Eric Mika **MEE-kuh**
 Braiden Shaw **BRAY-den**



STATE BREAKDOWN

Arizona
Payton Dastrup

California
Jamal Aytes
Davin Guinn

Georgia
Elijah Bryant
Colby Leifson

Idaho
Braiden Shaw

Texas
L.J. Rose

Utah
Yoeli Childs
Kyle Davis
Nick Emery
Zach Frampton
TJ Haws
Corbin Kaufusi
Eric Mika

Washington
Steven Beo

CLASS BREAKDOWN

Freshman
Colby Leifson
Steven Beo
Payton Dastrup
Yoeli Childs
Zach Frampton
TJ Haws

Sophomore
Elijah Bryant
Nick Emery
Eric Mika
Braiden Shaw

Junior
Jamal Aytes
Davin Guinn
Corbin Kaufusi

Senior
Kyle Davis
L.J. Rose

2016-17 ROSTER BREAKDOWN

LINEUP BREAKDOWN

STARTERS RETURNING (4)

No.	Name	Pos.	Ht.	Wt.	Yr.
4	Nick Emery	G	6-2	185	So.
12	Eric Mika	F	6-10	230	So.
21	Kyle Davis	F	6-8	225	Sr.
44	Corbin Kaufusi	C	6-10	260	Jr.

OTHER LETTERMEN RETURNING (3)

No.	Name	Pos.	Ht.	Wt.	Yr.
24	Davin Guinn	F	6-5	190	Jr.
31	Braiden Shaw	F	6-9	210	So.
40	Jamal Aytes	F	6-6	235	Jr.

ELIGIBLE TRANSFERS (2)

No.	Name	Pos.	Ht.	Wt.	Yr.
3	Elijah Bryant	G	6-5	210	So.
5	L.J. Rose	G	6-3	200	Sr.

FRESHMEN (6)

No.	Name	Pos.	Ht.	Wt.	Yr.
2	Zach Frampton	G	6-3	185	Fr.
13	Colby Leifson	G	6-4	190	Fr.
14	Steven Beo	G	6-3	180	Fr.
15	Payton Dastrup	F	6-10	250	Fr.
23	Yoeli Childs	F	6-8	225	Fr.
30	TJ Haws	G	6-4	170	Fr.

STARTERS LOST (2)

No.	Name	Pos.	Ht.	Wt.	Yr.
1	Chase Fischer	G	6-3	190	Sr.
5	Kyle Collinsworth	G	6-6	215	Sr.

OTHER LETTERMEN LOST (5)

No.	Name	Pos.	Ht.	Wt.	Yr.
2	Zac Seljaas	G	6-7	215	Fr.
15	Jake Toolson	G	6-5	205	So.
25	Jordan Chatman	G	6-5	195	Fr.
33	Nate Austin	F	6-11	245	Sr.
34	Jakob Hartsock	F	6-8	205	Fr.

RETURNING PRODUCTION

POINTS

Nick Emery	16.3
Kyle Davis	11.9
Eric Mika	11.8
Corbin Kaufusi	5.7

REBOUNDS

Kyle Davis	7.5
Eric Mika	6.4
Corbin Kaufusi	4.5
Nick Emery	3.5

ASSISTS

Nick Emery	2.5
Kyle Davis	1.2
Eric Mika	1.0

BLOCKS

Kyle Davis	1.4
Corbin Kaufusi	1.2
Eric Mika	0.7

STEALS

Nick Emery	1.4
Kyle Davis	0.7
Eric Mika	0.5


RETURNING STATISTICAL LEADERS

Minutes	Nick Emery	31.4
Points	Nick Emery	16.3
Field Goals	Nick Emery	203
Field Goal Pct.	Corbin Kaufusi	.612
3-Pointers	Nick Emery	97
3-Point FG Pct.	Nick Emery	.383
Free Throws	Eric Mika	111
Free-Throw Pct.	Nick Emery	.854
Rebounds	Kyle Davis	7.5
Assists	Nick Emery	2.5
Blocks	Kyle Davis	1.4
Steals	Nick Emery	1.4



**KYLE
DAVIS**
SENIOR • FORWARD • 6-8 • 225

21



KYLE DAVIS



KYLE DAVIS

SENIOR • FORWARD

6-8 • 225

DRAPER, UTAH

UTAH STATE



HISTORY OF #21

Roland Bevell	1959-61
Tim Cannon	1997-99
Craig Christensen	1975-76, 78-82
Chris Dowling	1968-69
Mark Heslop	1985-86, 88-92
Russell Larson	1991-95
Vance Law	1975-77
Mike Maxwell	1979-82, 85-86
Chris Nikchevich	1982-85
Stephen Rogers	2010-12
Randy Schouten	1965-68
Rickey Shumway	1958-59
Chris Stock	1995-96
Trent Whiting	2000-01

JUNIOR (2015-16)

- WCC Player of the Week (Nov. 16)
- Received Silver Honors on the WCC Commissioner's Honor Roll
- Named Academic All-West Coast Conference
- Received the Academic Excellence Award at the team banquet
- Nationally was ranked 84th in total rebounds, 98th in total blocks, 109th in double-doubles, 137th in blocks per game and 155th in rebounds per game
- In the WCC was 3rd in blocks, 4th in field goal percentage, 5th in defensive rebounds, 6th in rebounding and 19th in scoring
- Finished the 2015-16 season 7th all-time for blocks in a single season at BYU
- Posted season highs of 23 points (Harvard), 20 rebounds (Utah Valley), 4 assists (twice), 3 steals (Pepperdine) and 4 blocks (twice)
- Scored in double figures 28 times and 20-plus points 4 times
- Had 8 double-doubles and 8 games with double-digit rebounds
- Had 3-plus steals once and 3-plus blocks 4 times
- Led the team in scoring twice, rebounds 15 times and assists once

Southern Utah

- Played as a freshman in 2010-11 prior to serving a two-year LDS mission
- Averaged 8.5 points, a team-high 5.3 rebounds and 1.0 block per game and shot 55.4 percent from the field
- Posted season highs of 21 points, 14 rebounds, 5 assists and 3 blocks

Alta High School

- Led the Hawks to the 5A state title and was named tournament MVP in 2010
- Averaged 18.5 points, 7.6 rebounds, 1.4 blocks, 1.5 steals and 1.3 assists as a senior
- Was named 2010 5A MVP and Region 4 MVP

PERSONAL

- Parents are Mark and Debbie Davis
- Wife's name is Kelli and they have a son, Graham
- Has one brother and two sisters
- Served a mission for The Church of Jesus Christ of Latter-day Saints in Detroit

BEFORE BYU

Utah State

- Started 27 of 29 games played in 2013-14 as a sophomore
- Averaged 9.1 points and 7.6 rebounds, had a team-high 37 blocks and shot 50.3 percent from the field
- Posted 7 double-doubles and had season highs of 18 points, 15 rebounds (twice), 3 blocks (7 times) and 5 assists

CAREER STATISTICS

YEAR	GP-GS	MP	FG-FGA	PCT	3FG-A	PCT	FT-FTA	PCT	O-D-REB	AVG	PF-FO	A	TO	BLK	STL	PTS	AVG	
2010-11*	30-16	19.7	93-168	.554	4-14	.286	65-97	.670	39-119	158	5.3	47-2	36	53	31	14	255	8.5
2013-14^	29-27	25.0	89-177	.503	0-3	.000	85-125	.680	89-132	221	7.6	62-1	37	45	39	12	263	9.1
2015-16	37-37	27.1	175-321	.545	7-15	.467	82-136	.603	85-191	276	7.5	92-1	46	69	50	26	439	11.9
TOTAL	37-37	27.1	175-321	.545	7-15	.467	82-136	.603	85-191	276	7.5	92-1	46	69	50	26	439	11.9

*Southern Utah

^ Utah State

CAREER CONFERENCE STATISTICS

YEAR	GP-GS	MP	FG-FGA	PCT	3FG-A	PCT	FT-FTA	PCT	O-D-REB	AVG	PF-FO	A	TO	BLK	STL	PTS	AVG	
2015-16	18-18	24.8	82-156	.526	2-7	.286	39-64	.609	33-70	103	5.7	47-1	20	24	32	14	205	11.4
TOTAL	18-18	24.8	82-156	.526	2-7	.286	39-64	.609	33-70	103	5.7	47-1	20	24	32	14	205	11.4

CAREER CONFERENCE TOURNAMENT STATISTICS

YEAR	GP-GS	MP	FG-FGA	PCT	3FG-A	PCT	FT-FTA	PCT	O-D-REB	AVG	PF-FO	A	TO	BLK	STL	PTS	AVG	
2016	2-2	20.5	7-12	.583	0-0	.000	4-8	.500	6-5	11	5.5	7-0	1	4	2	1	18	9.0
TOTAL	2-2	20.5	7-12	.583	0-0	.000	4-8	.500	6-5	11	5.5	7-0	1	4	2	1	18	9.0

CAREER POSTSEASON STATISTICS

YEAR	GP-GS	MP	FG-FGA	PCT	3FG-A	PCT	FT-FTA	PCT	O-D-REB	AVG	PF-FO	A	TO	BLK	STL	PTS	AVG	
2016^	3-3	26.7	12-20	.600	0-0	.000	6-12	.500	6-13	19	6.3	6-0	1	7	3	2	30	10.0
TOTAL	3-3	26.7	12-20	.600	0-0	.000	6-12	.500	6-13	19	6.3	6-0	1	7	3	2	30	10.0

^ NIT

CAREER HIGHS

Points: 23 vs. Harvard – 12/22/15
 Rebounds: 20 vs. UVU – 11/13/15
 Assists: 4, twice, last vs. CMU – 12/18/1
 Steals: 3 at Pepperdine – 01/23/16
 Blocks: 4, twice, last at Gonzaga – 01/14/16
 FG made: 10 vs. Harvard – 12/22/15
 FG attempts: 14 vs. Harvard – 12/22/15
 3FG made: 1, 6 times, last vs. Pepperdine – 01/30/16
 3FG attempts: 2 vs. UVU – 11/13/15
 FT made: 8 vs. San Francisco – 01/09/16
 FT attempts: 11 vs. San Francisco – 01/09/16

MISCELLANEOUS

	15-16	Career
Double-Figure Points	28 (21-7)	28 (21-7)
20-plus Points	4 (1-3)	4 (1-3)
Double-Figure Reb	8 (6-2)	8 (6-2)
Double-Doubles	8 (6-2)	8 (6-2)
3-plus Steals	1 (0-1)	1 (0-1)
3-plus Blocks	4 (3-1)	4 (3-1)
Scoring Leader	2 (1-1)	2 (1-1)
Rebound Leader	15 (12-3)	15 (12-3)
Assist Leader	1 (0-1)	1 (0-1)
Dunks	13	13

KYLE DAVIS

2010-11 (at Southern Utah)

Opponent	MP	FG	3FG	FT	REB	PF	A	TO	B	S	PTS
Cal Baptist	17	1-3	0-1	2-2	1-3-4	1	1	2	0	0	4
at CSU Bakersfield	28	1-6	0-0	2-3	3-4-7	1	2	1	0	1	4
Utah State	15	0-3	0-1	0-0	1-4-5	0	0	2	0	1	0
vs Drake	13	1-5	0-1	1-1	0-4-4	0	1	0	0	0	3
vs Ball State	10	3-4	0-1	1-1	1-2-3	0	1	2	1	1	7
vs Houston Baptist	25	4-7	0-1	3-4	4-4-8	4	4	2	2	1	11
at Oakland	15	1-4	0-0	2-2	0-2-2	1	0	1	0	0	4
at IPFW	20	3-3	0-0	1-2	0-3-3	0	0	4	0	0	7
Weber State	21	2-3	1-2	2-2	0-1-1	1	1	1	0	1	7
Panhandle State	17	1-5	0-1	2-2	3-2-5	1	1	1	4	0	4
at UNLV	18	2-5	0-0	1-3	0-2-2	1	0	1	0	0	5
at UC Davis	12	0-3	0-0	0-0	1-3-4	2	0	1	0	0	0
North Dakota State	28	5-7	1-1	5-8	1-10-10	2	2	1	2	0	16
South Dakota State	10	1-3	0-0	0-0	0-0-0	1	0	3	1	0	2
at UMC	12	1-2	0-1	2-3	0-4-4	1	0	0	0	0	4
at Oral Roberts	14	3-6	0-1	0-0	0-1-1	2	0	1	2	0	6
at Centenary	28	7-8	0-0	7-7	4-10-14	5	1	3	1	1	21
Western Illinois	28	6-10	0-1	0-1	4-10-14	3	3	2	2	0	12
IUPUI	23	6-8	0-0	1-5	1-4-5	3	3	0	1	0	13
at North Dakota State	26	5-8	0-0	6-8	1-6-7	3	2	3	2	0	16
at South Dakota State	11	2-4	0-0	0-0	1-2-3	0	2	2	0	0	4
CSU Bakersfield	23	4-8	0-0	1-5	1-3-4	1	0	3	1	3	9
UMC	35	6-8	0-0	5-6	3-8-11	5	2	2	3	0	17
Centenary	21	6-9	0-0	4-5	4-4-8	4	0	4	0	2	17
Oral Roberts	32	6-9	1-1	4-5	2-7-9	2	2	2	0	0	17
at IUPUI	7	2-2	0-0	0-0	1-2-3	0	0	0	2	0	4
at Western Illinois	21	2-2	0-0	6-6	0-2-2	1	1	2	2	0	10
IPFW	26	8-11	1-1	1-2	2-6-8	1	5	3	3	1	18
Oakland	19	2-7	0-0	3-3	0-4-4	0	2	2	2	0	7

2013-14 (at Utah State)

Opponent	MP	FG	3FG	FT	REB	PF	A	TO	B	S	PTS
USC	25	4-6	0-1	2-4	4-3-7	1	3	1	3	1	10
Southern Utah	18	1-2	0-0	5-8	1-3-4	2	0	0	3	0	7
at UC Santa Barbara	19	1-1	0-0	0-0	0-3-3	1	3	2	0	0	2
Mississippi State	17	2-5	0-0	0-0	2-3-5	3	1	2	0	0	4
at Weber State	26	8-9	0-0	2-5	5-9-14	4	0	1	0	1	18
vs BYU	29	7-11	0-0	2-2	4-5-9	2	3	2	1	1	16
Pacific											DNP
Utah Valley	27	4-5	0-0	4-6	3-4-7	3	2	1	2	0	12
Western Illinois	31	4-8	0-0	7-13	5-7-12	2	1	5	1	1	15
UC Santa Barbara	35	2-5	0-1	0-2	3-7-10	1	2	1	1	0	4
Troy	25	3-4	0-0	1-2	1-5-6	2	2	0	3	1	7
San Diego Christian	26	4-7	0-0	7-8	7-8-15	3	2	2	3	1	15
at Air Force	30	5-8	0-1	1-2	3-8-11	3	3	1	3	1	11
San Jose State	25	4-6	0-0	5-7	5-7-12	3	2	5	2	0	13
at Nevada	28	4-7	0-0	1-4	5-4-9	0	0	1	2	1	9
Colorado State	22	1-2	0-0	0-0	1-4-5	5	1	1	2	0	2
at Boise State	21	3-7	0-0	3-4	3-5-8	1	0	2	0	1	9
UNLV											DNP
San Diego State											DNP
New Mexico	19	3-5	0-0	4-4	3-2-5	3	2	1	2	0	10
at Wyoming	19	2-3	0-0	1-2	3-2-5	4	0	0	0	0	5
Nevada	26	1-8	0-0	10-12	2-1-3	2	1	1	1	0	12
Boise State	30	4-6	0-0	7-7	2-6-8	3	5	1	1	0	15
at Colorado State	27	4-9	0-0	4-4	2-3-5	4	0	1	0	0	12
UNLV	29	2-11	0-0	0-0	5-1-6	1	1	2	1	1	4
at San Diego State	24	0-4	0-0	0-0	1-1-2	2	0	4	0	0	0
Fresno State	29	4-7	0-0	6-8	5-10-15	0	1	2	2	0	14
at New Mexico	25	4-6	0-0	1-3	1-3-4	3	1	0	0	0	9
at San Jose State	22	1-6	0-0	5-6	1-5-6	1	0	1	0	0	7
Wyoming	25	3-7	0-0	5-7	6-8-14	1	0	0	3	0	11
vs Colorado State	26	3-9	0-0	2-5	4-2-6	1	1	3	0	0	8
vs San Diego State	23	1-3	0-0	0-0	2-3-5	1	0	2	3	1	2

2015-16

Opponent	MP	FG	3FG	FT	REB	PF	A	TO	B	S	PTS
Utah Valley	27	6-12	1-2	4-9	2-18-20	2	3	6	2	1	17
at Long Beach State	24	4-8	1-1	1-3	3-6-9	4	0	6	2	1	10
Adams State	23	4-6	0-0	2-3	2-8-10	2	1	4	0	0	10
Mississippi Valley State	23	5-6	0-0	3-6	2-5-7	1	1	1	0	0	13
Belmont	35	5-9	1-1	0-2	4-10-14	1	1	2	2	1	11
at Utah	33	5-8	0-0	2-3	5-3-8	3	1	1	1	2	12
vs Weber State	38	7-11	1-1	0-1	1-7-8	3	3	0	0	1	15
Utah State	34	6-13	0-0	2-2	6-8-14	1	4	0	1	0	14
at Colorado	37	2-8	0-0	6-7	3-8-11	2	0	0	2	0	10
Central Michigan	24	7-9	0-0	6-7	1-5-6	3	4	1	1	0	20
vs Harvard	41	10-14	0-0	3-5	4-12-16	2	1	3	1	0	23
vs New Mexico	31	4-12	0-1	2-2	2-4-6	3	2	1	0	0	10
vs Northern Iowa	35	5-10	0-0	0-0	3-6-9	3	2	6	1	1	10
at Saint Mary's	30	6-11	0-0	2-4	1-2-3	4	0	1	1	1	14
at Pacific	20	2-6	0-0	0-0	3-4-7	1	0	2	3	0	4
Santa Clara	21	4-7	0-0	2-4	0-4-4	2	2	1	0	1	10
San Francisco	24	3-8	0-0	8-11	5-4-9	2	1	2	4	1	14
at Gonzaga	34	5-12	0-1	2-2	2-9-11	1	2	2	4	2	12
at Portland	34	6-11	1-2	7-9	0-6-6	5	2	2	2	2	20
at Loyola Marymount	30	7-12	0-0	0-2	5-8-13	4	1	1	2	0	14
at Pepperdine	25	2-9	0-1	0-0	4-0-4	2	3	3	3	3	4
Loyola Marymount	26	9-13	0-0	1-2	2-1-3	3	2	0	1	0	19
Pepperdine	31	3-5	1-1	4-6	2-6-8	4	0	2	1	1	11
Saint Mary's	25	4-8	0-1	0-0	1-5-6	1	2	1	0	0	8
Pacific	26	8-11	0-0	5-10	2-3-5	4	1	2	1	2	21
at San Francisco	18	5-11	0-0	2-3	3-3-6	2	1	1	2	0	12
at Santa Clara	25	5-10	0-0	0-1	1-7-8	1	0	0	1	0	10
at San Diego	24	3-7	0-0	3-4	0-2-2	2	1	0	2	0	9
San Diego	15	4-5	0-0	0-1	0-2-2	3	0	1	1	1	8
Portland	23	4-6	0-0	3-4	1-3-4	2	2	2	2	0	11
Gonzaga	15	2-4	0-1	0-1	1-1-2	4	0	1	2	0	4
vs Santa Clara	28	5-9	0-0	1-4	2-5-7	3	0	3	1	1	11
vs Gonzaga	13	2-3	0-0	3-4	4-0-4	4	1	1	1	0	7
UAB	29	4-7	1-2	2-2	2-3-5	2	1	3	0	0	11
Virginia Tech	25	3-8	0-0	1-4	2-6-8	2	0	2	1	0	7
Creighton	32	7-9	0-0	4-6	1-2-3	3	1	3	0	0	18
vs Valparaiso	23	2-3	0-0	1-2	3-5-8	1	0	2	2	2	5



**L.J.
ROSE**
SENIOR • GUARD • 6-3 • 200

5





L.J. ROSE

SENIOR • GUARD
6-3 • 200
HOUSTON, TEXAS
HOUSTON



HISTORY OF #5

Agustin Ambrosino	2012-13
Lance Archibald	1991-92, 94-99
Kyle Collinsworth	2010-11, 13-16
DeRay Fullmer	1946-50
Harold Montgomery	1950-51
Cory Reader	1993-95
Joshua Reisman	2004-05
Archie Rose	2007-09
Jake Shoff	2001-04

BEFORE BYU

Houston

- Played in two games in 2015-16 and averaged 3.5 points, 2.0 assists and 1.0 rebounds
- Missed the first seven games and final 23 games of 2015-16 due to injury
- Played in and started 19 games as a junior in 2014-15 and averaged 9.8 points, 2.5 rebounds and 5.3 assists
- Scored a career-high 25 points at South Florida on Feb. 17, 2015
- Played in 28 games and started 25 as a sophomore in 2013-14 and averaged 8.9 points, 2.5 rebounds and 5.5 assists while shooting 40.0 percent from the field, 41.3 percent from 3 and 77.8 percent from the free-throw line
- Led the American Athletic Conference and was 29th in the nation in assists per game
- Posted a double-double with 16 points and 10 assists at Central Florida

Baylor

- Played his freshman season at Baylor in 2012-13
- Dished out a career-best 12 assists vs. Hardin-Simmons on Jan. 19, 2013

Westbury Christian High School

- Played his senior year of high school for Russell Carr in 2011-12
- Earned TABC All-State honors while leading the Wildcats to a 29-4 record
- Helped WCHS to the TAPPS-4A state championship game and earned All-Tournament honors

Second Baptist School

- Earned All-District 4 First Team and Class 4A All-State honors as a freshman and sophomore
- Averaged 17.0 points, 7.0 rebounds and 9.0 assists as a sophomore
- Named to ESPN RISE 2010 Underclass All-America team
- Following freshman season played on U16 National Team, traveling to 2009 FIBA Americas U16 Championship in Mendoza, Argentina



PERSONAL

- Full name is Lynden Bernard Rose, Jr.
- Parents are Lynden Sr. and Marilyn Rose
- Has one brother and one sister
- Brother Lynnard plays football at Columbia
- Father played at Houston from 1980 to 1982 and was a member of Phi Slama Jama with BYU coach Dave Rose
- Served an internship during the summer of 2013 with U.S. Representative Al Green
- Majored in health at Houston

CAREER STATISTICS

YEAR	GP-GS	MP	FG-FGA	PCT	3FG-A	PCT	FT-FTA	PCT	O-D-REB	AVG	PF-FO	A	TO	BLK	STL	PTS	AVG
2012-13*	33-0	7.5	9-33	.273	1-8	.125	10-15	.667	6-13-19	0.6	14-0	40	32	1	8	29	0.9
2013-14^	28-25	28.4	76-190	.400	26-63	.413	70-90	.778	10-61-71	2.5	37-1	154	65	2	19	248	8.9
2014-15^	19-19	34.6	64-172	.372	24-81	.296	34-56	.607	11-37-48	2.5	44-1	101	51	3	17	186	9.8
2015-16^	2-0	13.5	2-6	.333	2-5	.400	1-2	.500	0-2-2	1.0	2-0	4	0	0	7	3.5	
TOTAL	82-44	21.1	151-401	.377	53-157	.338	115-163	.706	27-113-140	1.7	97-2	299	148	6	44	470	5.7

*Baylor
 ^Houston

CAREER HIGHS

- Points: 25 at USF - 2/17/15
- Rebounds: 7 vs. Memphis - 2/27/14
- Assists: 12 vs. Hardin-Simmons - 1/19/13
- Steals: 3 at Texas-Pan American - 11/11/13
- Blocks: 2 vs. Texas A&M CC - 11/30/13
- FG made: 9 at USF - 2/17/15
- FG attempts: 16 at USF - 2/17/15
- 3FG made: 5 at USF - 2/17/15
- 3FG attempts: 10 at USF - 2/17/15
- FT made: 9 vs. Texas A&M CC - 11/30/13
- FT attempts: 11 vs. Texas A&M CC - 11/30/13

2012-13 (at Baylor)

Opponent	MP	FG	3FG	FT	REB	PF	A	TO	B	S	PTS
Lehigh	8	1-2	0-1	0-0	0-0-0	1	3	1	0	0	2
Jackson State	19	1-4	0-1	0-0	0-2-2	2	1	3	0	1	2
vs Boston College	7	0-0	0-0	0-0	0-0-0	0	1	1	0	0	0
vs Colorado	3	1-1	0-0	1-2	0-2-1	1	0	2	0	0	3
vs St. John's	6	0-0	0-0	0-0	0-0-0	0	0	1	0	0	0
College of Charleston	7	0-1	0-0	0-0	1-0-1	0	0	1	0	0	0
at Kentucky	1	0-0	0-0	0-0	0-0-0	0	0	1	0	0	0
Northwestern	3	0-0	0-0	0-0	0-0-0	0	0	0	0	0	0
Lamar	10	0-1	0-1	0-0	0-0-0	0	1	2	0	0	0
USC Upstate	8	0-1	0-0	0-0	0-0-0	0	2	0	0	0	0
BYU	6	0-1	0-1	0-0	0-0-0	0	1	0	0	0	0
at Gonzaga	2	0-0	0-0	0-0	0-0-0	0	0	1	0	0	0
Texas	6	0-1	0-0	0-0	1-1-2	0	0	1	0	0	0
at Texas Tech	12	0-4	0-0	0-0	0-1-1	1	0	2	0	2	0
TCU	7	0-0	0-0	0-0	0-0-0	0	0	0	0	0	0
at Kansas	3	0-0	0-0	0-0	0-0-0	0	1	0	0	0	0
Hardin-Simmons	35	4-7	1-2	5-6	1-2-3	0	12	3	0	2	14
Oklahoma State	8	1-1	0-0	0-1	1-0-1	1	0	2	0	0	2
at TCU	17	0-2	0-1	0-0	0-1-1	0	1	1	0	0	0
Oklahoma	3	0-0	0-0	0-0	0-0-0	1	0	0	0	1	0
at Iowa State	16	0-0	0-0	1-2	0-0-0	1	5	2	0	0	1
at Oklahoma State	5	0-0	0-0	0-0	0-0-0	0	1	0	0	0	0
Texas Tech	11	1-1	0-0	0-0	0-1-1	0	3	2	0	0	2
West Virginia	4	0-1	0-0	0-0	0-0-0	0	1	1	0	0	0
at Kansas State	6	0-1	0-0	0-0	0-1-1	1	0	0	0	0	0
Iowa State	5	0-0	0-0	2-2	0-0-0	1	0	0	0	0	2
at Oklahoma	7	0-0	0-0	1-2	0-2-2	2	0	2	1	0	1
at West Virginia	6	0-2	0-1	0-0	1-0-1	1	2	0	0	0	0
Kansas State	2	0-0	0-0	0-0	0-0-0	1	0	1	0	0	0
at Texas	3	0-1	0-0	0-0	0-0-0	0	1	0	0	0	0
Kansas	1	0-0	0-0	0-0	0-0-0	0	0	0	0	0	0
vs Oklahoma State					DNP						
Long Beach State	8	0-1	0-0	0-0	1-0-1	0	4	2	0	2	0
Arizona State					DNP						
Providence					DNP						
vs BYU					DNP						
vs Iowa	2	0-0	0-0	0-0	0-0-0	0	0	0	0	0	0

2013-14 (at Houston)

Opponent	MP	FG	3FG	FT	REB	PF	A	TO	B	S	PTS
Texas State	27	3-4	2-2	3-4	0-2-2	2	6	3	0	0	11
at Texas-Pan American	31	4-6	1-2	7-8	0-2-2	0	6	3	0	3	16
UTSA	24	2-5	2-4	0-0	0-0-0	1	5	1	0	1	6
Lehigh	33	6-10	1-1	5-5	1-3-4	1	6	1	0	0	18
Howard	28	3-8	0-2	4-4	1-1-2	0	5	5	0	0	10
vs Stanford	30	6-12	2-5	0-0	0-2-2	2	5	3	0	1	14
vs Texas Tech	34	3-12	3-5	2-2	0-0-0	2	5	1	0	1	11
Texas A&M-CC	30	2-9	0-1	9-11	0-1-1	1	5	3	2	1	13
at Texas A&M	31	1-9	0-2	1-2	2-1-3	1	4	2	0	1	3
San Jose State	26	0-7	0-4	2-2	1-3-4	0	4	5	0	1	2
Alcorn State	23	2-6	1-1	2-2	1-3-4	0	5	2	0	0	7
at Louisiana					DNP						
vs Rice					DNP						
UConn					DNP						
at USF					DNP						
Cincinnati					DNP						
at Louisville	16	0-4	0-1	0-0	0-1-1	0	3	3	0	0	0
Rutgers	21	3-6	1-2	2-2	0-1-1	1	8	1	0	0	9
at Memphis	25	0-3	0-1	1-2	0-1-1	2	10	3	0	1	1
SMU	15	2-4	1-1	2-2	0-0-0	5	0	3	0	0	7
at UConn	27	2-8	1-2	1-2	1-3-4	2	2	2	0	1	6
at Rutgers	31	4-6	1-1	2-4	0-1-1	1	4	0	0	0	11
Louisville	38	2-6	1-2	2-6	0-4-4	3	6	2	0	1	7
Temple	29	1-4	0-1	0-0	1-3-4	2	8	3	0	0	2
at Cincinnati	31	3-4	0-1	4-4	0-2-2	0	5	2	0	0	10
at SMU	33	3-6	0-2	0-0	0-3-3	1	5	1	0	0	6
UCF	30	3-5	1-3	5-8	0-2-2	0	7	1	0	2	12
Memphis	32	1-5	0-2	5-6	0-7-7	1	10	1	0	1	7
at Temple	25	3-4	1-1	0-0	0-4-4	2	6	1	0	0	7
USF	33	5-7	4-5	2-2	0-3-3	0	5	4	0	1	16
at UCF	29	5-12	0-3	6-8	2-1-3	3	10	1	0	1	16
vs SMU	35	5-8	3-3	3-4	0-6-6	3	4	5	0	1	16
vs Louisville	28	2-10	0-3	0-0	0-1-1	1	5	3	0	1	4

2014-15 (at Houston)

Opponent	MP	FG	3FG	FT	REB	PF	A	TO	B	S	PTS
at Murray State					DNP						
Morgan State					DNP						
at Harvard					DNP						
Texas-Pan American					DNP						
Abilene Christian					DNP						
Houston Baptist					DNP						
Arkansas-Pine Bluff	30	0-5	0-3	0-0	0-4-4	4	4	6	0	1	0
South Carolina State	34	4-13	3-9	3-4	0-2-2	3	3	0	0	0	14
vs Boise State	42	5-11	0-3	6-8	2-3-5	5	7	3	1	0	16
vs Texas Tech	38	5-8	1-2	5-7	0-0-0	1	8	3	1	0	16
Mississippi Valley State					DNP						
at Memphis	30	2-7	0-1	0-0	1-3-4	2	4	1	0	1	4
at Tulsa	35	4-9	2-5	2-5	1-1-2	2	6	2	0	2	12
UCF	42	4-12	1-5	6-9	3-0-3	3	7	3	1	1	15
Memphis	28	0-6	0-2	2-2	0-0-0	2	4	4	0	1	2
at East Carolina	37	5-11	1-3	4-5	0-4-4	3	5	4	0	0	15
Tulane	33	2-6	0-4	0-4	0-1-1	3	4	3	0	1	4
at Cincinnati	34	4-10	2-5	1-2	2-2-4	0	5	5	0	1	11
at SMU	38	1-6	0-2	0-0	0-0-0	2	10	2	0	1	2
Rice	35	3-6	1-3	1-3	0-1-1	2	7	1	0	1	8
UConn	35	4-11	2-7	2-3	0-4-4	2	5	0	0	2	12
Tulsa	34	4-11	1-5	0-0	0-4-4	4	4	4	0	2	9
SMU	40	3-10	2-6	0-0	2-3-5	0	5	4	0	0	8
at UCF	38	3-10	2-5	0-0	0-3-3	1	8	3	0	1	8
at USF	40	9-16	5-10	2-4	0-2-2	3	5	3	0	1	25
Cincinnati	14	2-4	1-1	0-0	0-0-0	2	0	0	0	1	5
at Temple					DNP						
USF					DNP						
at Tulane					DNP						
East Carolina					DNP						
vs Tulane					DNP						
vs Tulsa					DNP						

2015-16 (at Houston)

Opponent	MP	FG	3FG	FT	REB	PF	A	TO	B	S	PTS
Prairie View A&M					DNP						
Florida A&M					DNP						
ULM					DNP						
UTRGV					DNP						
Murray State					DNP						
at Rhode Island					DNP						
LSU					DNP						
North Carolina	6	1-1	1-1	0-0	0-2-2	0	0	0	0	0	3
Eastern Illinois	21	1-5	1-4	1-2	0-0-0	2	4	0	0	0	4
vs Grand Canyon					DNP						
vs Wyoming					DNP						
Nicholls					DNP						
at USF					DNP						
at Temple					DNP						
Tulane					DNP						
at Cincinnati					DNP						
UConn					DNP						
at SMU					DNP						
USF					DNP						
Tulsa					DNP						
at East Carolina					DNP						
SMU					DNP						
at Tulsa					DNP						
Memphis					DNP						
UCF					DNP						
at Tulane					DNP						
Temple					DNP						
at UCF					DNP						
at UConn					DNP						
Cincinnati					DNP						
vs Tulane					DNP						
at Georgia Tech					DNP						

**JAMAL
AYTES**

JUNIOR • FORWARD • 6-6 • 235

40





JAMAL AYLES

JUNIOR • FORWARD

6-6 • 235

SAN DIEGO, CALIFORNIA

UNLV



HISTORY OF #40

Jack Anderson	1955-57
David Astle	1989-93
Bruce Barron	1967-69
Mark Clausen	1987-88
Gary Hill	1964-67
Dan Howard	1999-03
Bert Myers	1958-60
Kevin Nielsen	1977-79, 81-84
Alan Pollard	1982-83, 84-86
David Reeves	1986-87
Greg Snow	1971-75
Mark Stroud	1977-78
Verne Thompson	1975-77
Phil Tollestrup	1969-72
Paul Wyatt	1962-64

SOPHOMORE (2015-16)

- Played in 22 games
- Posted season highs of 11 points (Adams State), 6 rebounds (New Mexico), 1 steal (Santa Clara) and 1 block (Santa Clara)
- Shot 4 of 5 from the field for 8 points and 4 boards at Long Beach State
- Hit 5 of 7 from the field for 11 points against Adams State
- At the Diamond Head Classic averaged 7.0 points and shot 0 of 15 from the field

BEFORE BYU

- Played for Joedy Gardner at JSerra Catholic High School in San Juan Capistrano, California
- As a senior, averaged 17 points and 10 rebounds
- Named to the All-CIF Southern Division 4AA Team
- Ranked No. 66 nationally among power forwards by ESPN.com in the class of 2013
- Played AAU ball for the Dream Vision, coached by Clayton Williams
- Named MVP at the adidas Exclusive Run
- Played for UNLV in the fall of 2013 and averaged 2.8 points in 9.3 minutes per game

PERSONAL

- Son of Franklin and Jacqueline Ayles
- Has six siblings: Franklin, Candace, Bianca, Rashaun, Malik and Jazzele



CAREER STATISTICS

YEAR	GP-GS	MP	FG-FGA	PCT	3FG-A	PCT	FT-FTA	PCT	O-D-REB	AVG	PF-FO	A	TO	BLK	STL	PTS	AVG
2013-14*	4-0	9.3	5-8	.625	0-0	.000	1-5	.200	2-1-3	0.8	4-0	0	3	0	1	11	2.8
2015-16	22-0	8.5	28-52	.538	0-0	.000	11-22	.500	11-24-35	1.6	29-0	3	16	1	1	67	3.0
TOTAL	22-0	8.5	28-52	.538	0-0	.000	11-22	.500	11-24-35	1.6	29-0	3	16	1	1	67	3.0

*UNLV

CAREER CONFERENCE STATISTICS

YEAR	GP-GS	MP	FG-FGA	PCT	3FG-A	PCT	FT-FTA	PCT	O-D-REB	AVG	PF-FO	A	TO	BLK	STL	PTS	AVG
2015-16	13-0	5.2	8-22	.364	0-0	.000	4-7	.571	6-13-19	1.5	9-0	1	9	1	1	20	1.5
TOTAL	13-0	5.2	8-22	.364	0-0	.000	4-7	.571	6-13-19	1.5	9-0	1	9	1	1	20	1.5

CAREER POSTSEASON STATISTICS

YEAR	GP-GS	MP	FG-FGA	PCT	3FG-A	PCT	FT-FTA	PCT	O-D-REB	AVG	PF-FO	A	TO	BLK	STL	PTS	AVG
2016^	1-0	1.0	0-0	.000	0-0	.000	0-0	.000	0-0-0	0	0-0	0	0	0	0	0	0.0
TOTAL	1-0	1.0	0-0	.000	0-0	.000	0-0	.000	0-0-0	0	0-0	0	0	0	0	0	0.0

^NIT

CAREER HIGHS

Points: 11 vs. ASU – 11/20/15
 Rebounds: 6 vs. New Mexico – 12/23/15
 Assists: 1, 3 times, last at Santa Clara – 02/13/16
 Steals: 1 vs. Santa Clara – 01/07/16
 Blocks: 1 vs. Santa Clara – 01/07/16
 FG made: 5 vs. ASU – 11/20/15
 FG attempts: 7 vs. ASU – 11/20/15
 3FG made: –
 3FG attempts: –
 FT made: 3, twice, last vs. New Mexico – 12/23/15
 FT attempts: 4, twice, last vs. New Mexico – 12/23/15

MISCELLANEOUS

	15-16	Career
Double figure points	1	1
Rebound leader	1	1

JAMAL AYLES

2013-14 (at UNLV)

Opponent	MP	FG	3FG	FT	REB	PF	A	TO	B	S	PTS
Portland State	7	0-0	0-0	0-0	0-0-0	0	0	0	0	0	0
UC Santa Barbara	19	5-8	0-0	0-3	2-0-2	2	0	1	0	1	10
Omaha	4	0-0	0-0	0-0	0-1-1	1	0	1	0	0	0
Arizona State					DNP						
Illinois					DNP						
UT Martin	7	0-0	0-0	1-2	0-0-0	1	0	1	0	0	1
at Arizona					DNP						
at Southern Utah					DNP						
Radford					DNP						
Sacred Heart					DNP						
vs Santa Clara					DNP						
vs Mississippi State					DNP						
Cal State Fullerton					DNP						

Transferred to BYU

2015-16

Opponent	MP	FG	3FG	FT	REB	PF	A	TO	B	S	PTS
Utah Valley					DNP						
at Long Beach State	14	4-5	0-0	0-2	2-2-4	3	0	2	0	0	8
Adams State	18	5-7	0-0	1-3	0-0-0	2	1	1	0	0	11
Mississippi Valley State	11	1-2	0-0	3-4	0-1-1	3	0	0	0	0	5
Belmont	12	1-1	0-0	0-0	0-1-1	3	0	2	0	0	2
at Utah	3	0-0	0-0	0-0	0-0-0	1	0	0	0	0	0
vs Weber State					DNP						
Utah State					DNP						
at Colorado					DNP						
Central Michigan					DNP						
vs Harvard	20	3-6	0-0	0-2	1-0-1	3	1	1	0	0	6
vs New Mexico	21	3-3	0-0	3-4	2-4-6	4	0	1	0	0	9
vs Northern Iowa	19	3-6	0-0	0-0	0-3-3	1	0	0	0	0	6
at Saint Mary's	9	1-1	0-0	0-0	1-0-1	0	0	0	0	0	2
at Pacific	10	2-6	0-0	0-1	0-2-2	2	0	1	0	0	4
Santa Clara	14	1-3	0-0	1-2	1-3-4	1	0	1	1	1	3
San Francisco	3	0-1	0-0	0-0	0-0-0	1	0	1	0	0	0
at Gonzaga	7	0-1	0-0	0-0	0-4-4	1	0	1	0	0	0
at Portland	3	0-1	0-0	0-0	2-0-2	1	0	2	0	0	0
at Loyola Marymount	1	0-0	0-0	0-0	0-0-0	0	0	2	0	0	0
at Pepperdine					DNP						
Loyola Marymount	4	0-1	0-0	1-2	0-1-1	3	0	1	0	0	1
Pepperdine					DNP						
Saint Mary's					DNP						
Pacific					DNP						
at San Francisco	2	0-0	0-0	0-0	0-1-1	0	0	0	0	0	0
at Santa Clara	4	1-3	0-0	2-2	2-1-3	0	1	0	0	0	4
at San Diego	2	0-1	0-0	0-0	0-1-1	0	0	0	0	0	0
San Diego	6	2-2	0-0	0-0	0-0-0	0	0	0	0	0	4
Portland	2	1-2	0-0	0-0	0-0-0	0	0	0	0	0	2
Gonzaga					DNP						
vs Santa Clara					DNP						
vs Gonzaga					DNP						
UAB	1	0-0	0-0	0-0	0-0-0	0	0	0	0	0	0
Virginia Tech					DNP						
Creighton					DNP						
vs Valparaiso					DNP						



DAVIN GUINN

JUNIOR • FORWARD • 6-5 • 190

24





DAVIN GUINN

JUNIOR • FORWARD
6-5 • 190
MURRIETA, CALIFORNIA
UC RIVERSIDE



HISTORY OF #24

Greg Ballif	1977-82
Dave Barber	1959-60
Frank Bartley IV	2013-15
Gary Batiste	1974-75
Grant Berges	1993-97
Jeff Chatman	1984-88
Larry Crowley	1957-58, 59-61
Ryan Cuff	1992-93
Paul Drechsel	1982-84, 86-88
Damarcus Harrison	2011-12
Ken James	1964-67
Robert Jones	1990-92
Steve Kelly	1968-71
Terrell Lyday	1999-01
Ben Murdock	2006-08
Gifford Nielsen	2001-02
Doug Richards	1970-74
Mel Wilkes	1955-58

SOPHOMORE (2015-16)

- Received Gold Honors on the WCC Commissioner's Honor Roll
- Played in 9 games
- Posted season highs of 9 points (San Diego), 3 rebounds (Portland), 1 assist (Santa Clara) and 1 steal (LMU)
- Scored 9 points against San Diego while shooting 3 of 3 from the field

- A two-time first-team All-League selection and first-team All-Valley selection at Murrieta High School
- First-team All-CIF as a senior and second-team All-CIF as a junior
- Vista Murrieta's all-time leading scorer
- Averaged 23.3 points and 9.3 rebounds as a senior
- Also ran track
- Three-time Academic All-League

BEFORE BYU

- Played his freshman season at UC Riverside in 2012-13
- Played in 20 games and started 4
- Averaged 4.4 points, 3.3 rebounds and added 8 assists, 3 blocks and 8 steals
- A three-year letter winner for Kurt Ruth and Andy Rucker at Vista Murrieta High School

PERSONAL

- Parents are Brad and Haley Guinn
- His grandfather played at Rick's College from 1961-63
- An Eagle Scout
- Served a mission for The Church of Jesus Christ of Latter-day Saints in Mexico

CAREER STATISTICS

YEAR	GP-GS	MP	FG-FGA	PCT	3FG-A	PCT	FT-FTA	PCT	O-D-REB	AVG	PF-FO	A	TO	BLK	STL	PTS	AVG
2012-13*	20-4	18.7	36-93	.387	5-22	.227	11-19	.579	25-41-66	3.3	22-1	8	25	3	8	88	4.4
2015-16	9-0	2.9	4-10	.400	1-3	.333	5-8	.625	5-5-10	1.1	1-0	1	1	0	1	14	1.6
TOTAL	9-0	2.9	4-10	.400	1-3	.333	5-8	.625	5-5-10	1.1	1-0	1	1	0	1	14	1.6

*UC Riverside

CAREER CONFERENCE STATISTICS

YEAR	GP-GS	MP	FG-FGA	PCT	3FG-A	PCT	FT-FTA	PCT	O-D-REB	AVG	PF-FO	A	TO	BLK	STL	PTS	AVG
2015-16	8-0	3.1	4-10	.400	1-3	0.333	5-8	.625	5-5-10	1.3	1-0	1	1	0	1	14	1.8
TOTAL	8-0	3.1	4-10	.400	1-3	0.333	5-8	.625	5-5-10	1.3	1-0	1	1	0	1	14	1.8

CAREER POSTSEASON STATISTICS

YEAR	GP-GS	MP	FG-FGA	PCT	3FG-A	PCT	FT-FTA	PCT	O-D-REB	AVG	PF-FO	A	TO	BLK	STL	PTS	AVG
2016^	1-0	1.0	0-0	.000	0-0	.000	0-0	.000	0-0-0	0	0-0	0	0	0	0	0	0.0
TOTAL	1-0	1.0	0-0	.000	0-0	.000	0-0	.000	0-0-0	0	0-0	0	0	0	0	0	0.0

^NIT

CAREER HIGHS

Points: 9 vs. San Diego – 02/20/16
 Rebounds: 3 vs. Portland – 02/25/16
 Assists: 1 vs. Santa Clara – 01/07/16
 Steals: 1 vs. LMU – 01/28/16
 Blocks: –
 FG made: 3 vs. San Diego – 02/20/16
 FG attempts: 3, twice, last vs. San Diego – 02/20/16
 3FG made: 1 vs. San Diego – 02/20/16
 3FG attempts: 1, 3 times, last vs. Portland – 02/25/16
 FT made: 2, twice, last vs. Portland – 02/25/16
 FT attempts: 4 vs. San Diego – 02/20/16

DAVIN GUINN

2012-13 (at UC Riverside)

2015-16

Opponent	MP	FG	3FG	FT	REB	PF	A	TO	B	S	PTS
Pat DePaul	23	2-6	1-4	0-0	1-4-5	0	1	3	0	0	5
at UIC	25	3-6	0-1	3-4	3-3-6	0	0	0	0	0	9
Fresno State	25	1-4	0-2	0-1	1-5-6	5	0	3	0	0	2
Whitman College	25	3-6	0-1	0-0	2-3-5	0	0	3	0	0	6
vs Northeastern	13	0-1	0-0	0-0	0-3-3	0	2	1	0	0	0
at Alaska Anchorage	18	2-5	0-0	0-0	0-2-2	1	0	2	1	1	4
vs Texas State	18	4-6	2-3	0-0	0-2-2	4	0	3	2	0	10
Northern Colorado	20	2-5	0-1	2-4	0-0-0	3	1	4	0	1	6
at Pepperdine	17	0-1	0-0	0-0	2-0-2	1	0	0	0	0	0
at USC	20	1-8	0-4	0-0	1-1-2	2	0	1	0	1	2
Whittier College	29	7-15	0-1	2-2	6-5-11	0	0	0	0	3	16
Air Force	23	0-6	0-1	0-0	1-2-3	2	2	0	0	0	0
Cal Poly					DNP						
at Cal State Northridge					DNP						
at Hawaii					DNP						
at Cal State Fullerton					DNP						
Long Beach State					DNP						
UC Irvine					DNP						
at Pacific					DNP						
at UC Davis					DNP						
Hawaii					DNP						
Cal State Northridge					DNP						
Cal State Fullerton					DNP						
at UC Irvine	18	1-4	0-0	0-0	2-2-4	0	0	0	0	0	2
at Long Beach State	18	2-4	0-0	0-0	1-1-2	1	0	2	0	0	4
UC Santa Barbara	4	0-0	0-0	0-0	0-0-0	0	0	1	0	0	0
at Portland State	11	2-3	0-1	1-1	1-2-3	0	0	0	0	1	5
UC Davis	25	4-9	1-2	0-0	1-1-2	1	2	1	0	1	9
Pacific	13	1-2	1-1	1-2	0-2-2	1	0	1	0	0	4
at Cal Poly	15	1-1	0-0	1-2	1-0-1	0	0	0	0	0	3
at UC Santa Barbara	14	0-1	0-0	1-3	2-3-5	1	0	0	0	0	1

Opponent	MP	FG	3FG	FT	REB	PF	A	TO	B	S	PTS
Utah Valley					DNP						
at Long Beach State					DNP						
Adams State					DNP						
Mississippi Valley State					DNP						
Belmont					DNP						
at Utah					DNP						
vs Weber State					DNP						
Utah State					DNP						
at Colorado					DNP						
Central Michigan					DNP						
vs Harvard					DNP						
vs New Mexico					DNP						
vs Northern Iowa					DNP						
at Saint Mary's	0	0-0	0-0	0-0	0-0-0	0	0	0	0	0	0
at Pacific					DNP						
Santa Clara	3	0-0	0-0	0-0	0-2-2	0	1	0	0	0	0
San Francisco					DNP						
at Gonzaga					DNP						
at Portland					DNP						
at Loyola Marymount					DNP						
at Pepperdine					DNP						
Loyola Marymount	5	1-3	0-1	1-2	1-0-1	0	0	0	0	1	3
Pepperdine					DNP						
Saint Mary's	0	0-0	0-0	0-0	0-0-0	0	0	0	0	0	0
Pacific					DNP						
at San Francisco	2	0-0	0-0	0-0	1-0-1	1	0	1	0	0	0
at Santa Clara	5	0-2	0-0	0-0	1-1-2	0	0	0	0	0	0
at San Diego					DNP						
San Diego	8	3-3	1-1	2-4	1-0-1	0	0	0	0	0	9
Portland	2	0-2	0-1	2-2	1-2-3	0	0	0	0	0	2
Gonzaga					DNP						
vs Santa Clara					DNP						
at Gonzaga					DNP						
UAB	1	0-0	0-0	0-0	0-0-0	0	0	0	0	0	0
Virginia Tech					DNP						
Creighton					DNP						
vs Valparaiso					DNP						



CORBIN KAUFUSI

JUNIOR • CENTER • 6-10 • 265

44





CORBIN KAUFUSI

JUNIOR • CENTER

6-10 • 265

PROVO, UTAH

TIMPVIEV HS



HISTORY OF #44

Lou Andrus	1962-63
Brett Applegate	1982-84, 87-88
Alan Astle	1983-84, 86-89
Robert Cochran	1984-86
Dave Eastis	1958-61
Orville Fisher	1965-68
John Gustin	1956-58
Craig Jorgensen	1970-73
Brandon Kaufusi	2012-13
Eric Kellogg	1984-85
Steve Merta	1961-62
John Moala	1996-97
Scott Moon	1989-91
Trent Plaisted	2004-08
Paul Ruffner	1968-70
Ron Sellaize	1997-98
Jon Stanley	1963-65
Steve Trumbo	1978-82

SOPHOMORE (2015-16)

- Named the Best Conditioned Post Player at the team banquet
- Played in 36 games and started 23
- Posted season highs of 17 points (Long Beach State), 10 rebounds (twice), 2 assists (San Diego), 2 steals (twice) and 4 blocks (twice)
- Had the 4th highest field goal percentage in a single season at BYU
- Scored in double figures 7 times, had double digit rebounds twice and had 2 double-doubles
- Had 3-plus blocks 4 times
- Led the team in scoring once and rebounds twice
- Had a double-double at Long Beach State with 17 points, 10 rebounds and 3 blocks
- Had a streak of 3-straight games with double figure scoring

FRESHMAN (2014-15)

- Played in 34 games and started the final 13 of the season
- Posted season highs of 9 points (Portland), 9 rebounds (Gonzaga), 1 assist (3 times), 2 steals (3 times) and 4 blocks (Saint Mary's)
- Had the 3rd-most blocks by a BYU freshman with 34 and the fifth-best blocks per game average by a BYU freshman at 1.0
- Totaled 8 points, 6 rebounds and 2 blocks vs. Chamainade
- Posted 7 points, 6 rebounds, 3 blocks and 2 steals at Gonzaga
- Had 7 points, 7 boards, 1 assist, 2 blocks and 2 steals vs. Santa Clara in the WCC tournament
- Scored a career-best 9 points and added 6 rebounds vs. Portland in the WCC tournament
- Had 3-plus blocks 3 times and led the team in rebounds once

BEFORE BYU

- Coached by Perry Wildeboer at Timpview High School
- As a junior averaged 11.6 points while helping Timpview to a record of 19-6
- As a sophomore helped Timpview win the 4A state title and finish with a record of 19-7
- Played in the 2011 All-Valley Basketball All-Star Classic
- Played football and helped Timpview win state titles in 2008 and 2009
- Second-team all-state in football in 2011
- A member of the National Honors Society and a four-year academic honoree
- Also recruited by Stanford to play football

PERSONAL

- Also plays on the defensive line for the BYU football team
- Parents are Steve (an assistant coach on the BYU football team) and Michelle and has four siblings
- Brother Bronson played football (2012-15) at BYU and played basketball for the Cougars in 2012-13
- Bronson currently plays for the Baltimore Ravens in the NFL
- Served a two-year mission for The Church of Jesus Christ of Latter-day Saints in South Korea
- An Eagle Scout

CAREER STATISTICS

YEAR	GP-GS	MP	FG-FGA	PCT	3FG-A	PCT	FT-FTA	PCT	O-D-REB	AVG	PF-FO	A	TO	BLK	STL	PTS	AVG
2014-15	34-13	16.5	36-64	.563	0-0	.000	43-70	.614	57-76-133	3.9	117-5	3	34	34	11	115	3.4
2015-16	36-23	16.1	79-129	.612	0-0	.000	47-79	.595	62-99-161	4.5	98-3	10	37	42	13	205	5.7
TOTAL	70-36	16.3	115-193	.596	0-0	.000	90-149	.604	119-175-294	4.2	215-8	13	71	76	24	320	4.6

CAREER CONFERENCE STATISTICS

YEAR	GP-GS	MP	FG-FGA	PCT	3FG-A	PCT	FT-FTA	PCT	O-D-REB	AVG	PF-FO	A	TO	BLK	STL	PTS	AVG
2014-15	18-9	17.7	18-32	.563	0-0	.000	16-28	.571	29-41-70	3.9	69-4	1	12	24	4	52	2.9
2015-16	18-6	14.6	29-47	.617	0-0	.000	30-47	.638	30-54-84	4.7	45-0	4	14	17	3	88	4.9
TOTAL	36-15	16.1	47-79	.595	0-0	.000	46-75	.613	59-95-154	4.3	114-4	5	26	41	7	140	3.9

CAREER CONFERENCE TOURNAMENT STATISTICS

YEAR	GP-GS	MP	FG-FGA	PCT	3FG-A	PCT	FT-FTA	PCT	O-D-REB	AVG	PF-FO	A	TO	BLK	STL	PTS	AVG
2015	3-3	22.3	5-8	.625	0-0	.000	6-8	.750	9-13-22	7.3	12-0	1	6	3	2	16	5.3
2016	2-2	17.5	5-6	.833	0-0	.000	2-4	.500	3-5-8	4.0	7-0	0	1	1	3	12	6.0
TOTAL	5-5	20.4	10-14	.714	0-0	.000	8-12	.667	12-18-30	6.0	19-0	1	7	4	5	28	5.6

CAREER POSTSEASON STATISTICS

YEAR	GP-GS	MP	FG-FGA	PCT	3FG-A	PCT	FT-FTA	PCT	O-D-REB	AVG	PF-FO	A	TO	BLK	STL	PTS	AVG
2015*	1-1	32.0	1-1	1.000	0-0	.000	4-5	.800	2-4-6	6.0	5-1	0	3	1	0	6	6.0
2016^	4-4	17.8	9-16	.563	0-0	.000	4-5	.800	7-13-20	5.0	12-0	1	3	6	3	22	5.5
TOTAL	5-5	20.6	10-17	.588	0-0	.000	8-10	.800	9-17-26	5.2	17-1	1	6	7	3	28	5.6

*NCAA tournament

^NIT

CAREER HIGHS

Points: 17 at LBSU – 11/16/15
 Rebounds: 10, twice, last at San Francisco – 02/11/16
 Assists: 1, 10 times, last at Santa Clara – 02/13/16
 Steals: 2, 5 times, last vs. Gonzaga – 03/07/16
 Blocks: 4, 3 times, last vs. MVSU – 11/25/15
 FG made: 7, twice, last vs. ASU – 11/20/15
 FG attempts: 10 at LBSU – 11/16/15
 3FG made: —
 3FG attempts: —
 FT made: 8 vs. Pepperdine – 01/30/16
 FT attempts: 10, twice, last at San Francisco – 02/11/16

MISCELLANEOUS

	15-16	Career
Double-Figure Points	7 (6-1)	7 (6-1)
Double-Figure Reb	2 (1-1)	2 (1-1)
Double-Doubles	2 (1-1)	2 (1-1)
3-plus Blocks	4 (3-1)	7 (6-1)
Scoring Leader	1 (0-1)	1 (0-1)
Rebound Leader	2 (1-1)	3 (1-2)
Dunks	24	34

CORBIN KAUFUSI

2014-15

Opponent	MP	FG	3FG	FT	REB	PF	A	TO	B	S	PTS
Long Beach State	6	0-1	0-0	0-0	1-0-1	3	0	1	0	0	0
Arkansas-Little Rock	12	2-4	0-0	1-3	3-1-4	2	0	1	0	0	5
Southern Virginia	10	0-0	0-0	5-9	0-4-4	1	1	2	0	0	5
vs San Diego State	15	1-3	0-0	1-4	2-2-4	4	0	0	1	0	3
vs Chaminade	12	2-4	0-0	4-5	4-2-6	2	0	3	2	0	8
vs Purdue	9	1-2	0-0	0-2	1-3-4	4	0	0	1	0	2
Eastern Kentucky					DNP						
at Utah State	1	0-0	0-0	0-0	0-0-0	0	0	0	0	0	0
vs Hawaii	16	1-1	0-0	2-2	2-2-4	3	0	2	0	1	4
Utah	18	1-3	0-0	0-0	1-0-1	3	0	0	0	1	2
at Weber State	14	2-3	0-0	2-2	2-2-4	4	0	4	0	1	6
Stanford	8	0-0	0-0	0-0	0-2-2	2	0	0	1	0	0
UMass	21	2-2	0-0	2-2	1-0-1	3	0	0	1	2	6
Gonzaga	22	2-3	0-0	1-2	3-2-5	4	0	1	0	0	5
Portland	18	1-1	0-0	0-1	2-3-5	4	1	0	0	0	2
at Santa Clara	14	0-0	0-0	4-6	1-5-6	5	0	1	2	1	4
at San Francisco	15	1-1	0-0	3-5	3-0-3	3	0	0	0	0	5
Pepperdine	18	1-1	0-0	0-0	2-2-4	4	0	0	1	0	2
Loyola Marymount	21	0-3	0-0	0-2	2-2-4	3	0	2	1	0	0
at Pacific	7	0-0	0-0	2-2	0-1-1	4	0	2	0	0	2
at Saint Mary's	17	1-1	0-0	0-0	1-0-1	4	0	0	1	1	2
at San Diego	15	1-3	0-0	0-0	2-2-4	3	0	0	2	0	2
San Francisco	22	2-2	0-0	1-3	2-3-5	5	0	2	2	0	5
Santa Clara	15	0-1	0-0	0-0	0-2-2	3	0	1	1	0	0
at Pepperdine	10	0-1	0-0	0-0	1-1-2	4	0	0	0	0	0
at Loyola Marymount	29	1-3	0-0	0-0	0-6-6	4	0	1	3	0	2
Saint Mary's	19	0-0	0-0	0-0	0-5-5	2	0	1	4	0	0
Pacific	17	3-4	0-0	0-0	1-1-2	3	0	0	1	0	6
San Diego	16	0-1	0-0	2-2	3-1-4	5	0	1	2	0	2
at Portland	15	3-5	0-0	0-0	4-1-5	5	0	0	1	0	6
at Gonzaga	29	2-2	0-0	3-5	2-4-6	4	0	0	3	2	7
vs Santa Clara	27	1-1	0-0	5-6	3-4-7	4	1	2	2	2	7
vs Portland	18	4-6	0-0	1-1	2-4-6	4	0	2	0	0	9
vs Gonzaga	22	0-1	0-0	0-1	4-5-9	4	0	2	1	0	0
vs Ole Miss	32	1-1	0-0	4-5	2-4-6	5	0	3	1	0	6

2015-16

Opponent	MP	FG	3FG	FT	REB	PF	A	TO	B	S	PTS
Utah Valley	17	2-4	0-0	2-2	5-3-8	5	0	4	0	0	6
at Long Beach State	33	7-10	0-0	3-4	4-6-10	2	0	2	3	0	17
Adams State	13	7-9	0-0	0-2	3-4-7	1	1	1	4	0	14
Mississippi Valley State	26	5-7	0-0	2-6	2-2-4	1	1	3	4	0	12
Belmont	11	2-3	0-0	0-2	3-3-6	3	0	1	0	0	4
at Utah	13	0-3	0-0	0-0	0-0-0	5	1	1	2	0	0
vs Weber State	23	3-5	0-0	0-0	1-1-2	4	0	3	0	2	6
Utah State	18	5-8	0-0	0-0	2-3-5	5	0	1	2	1	10
at Colorado	23	4-7	0-0	1-2	1-3-4	4	1	0	2	1	9
Central Michigan	12	0-1	0-0	2-3	1-1-2	1	0	0	0	0	2
vs Harvard	15	1-3	0-0	1-2	0-1-1	2	1	1	1	0	3
vs New Mexico	7	0-0	0-0	0-0	0-0-0	1	0	2	0	0	0
vs Northern Iowa					DNP						
at Saint Mary's	9	0-0	0-0	1-2	3-1-4	1	0	0	0	0	1
at Pacific	7	1-1	0-0	0-0	1-0-1	3	0	0	0	0	2
Santa Clara	20	2-2	0-0	1-2	2-5-7	4	0	0	0	1	5
San Francisco	12	0-0	0-0	0-0	0-2-2	1	1	0	1	0	0
at Gonzaga	19	2-4	0-0	2-2	2-4-6	3	0	1	1	0	6
at Portland	11	3-4	0-0	0-1	0-1-1	2	0	0	0	0	6
at Loyola Marymount	3	1-2	0-0	0-0	0-0-0	1	0	0	0	0	2
at Pepperdine	11	1-2	0-0	0-0	1-0-1	2	0	1	1	0	2
Loyola Marymount	12	5-5	0-0	2-3	1-1-2	2	0	2	2	0	12
Pepperdine	19	1-4	0-0	8-10	1-5-6	3	0	0	0	1	10
Saint Mary's	17	2-3	0-0	3-6	3-5-8	3	0	1	3	0	7
Pacific	25	0-2	0-0	0-0	3-3-6	3	0	1	1	0	0
at San Francisco	21	2-5	0-0	6-10	3-7-10	3	0	0	2	0	10
at Santa Clara	18	4-5	0-0	1-1	2-5-7	2	1	2	2	0	9
at San Diego	16	1-2	0-0	0-0	2-5-7	4	0	2	0	0	2
San Diego	13	1-1	0-0	1-2	1-4-5	4	2	0	3	1	3
Portland	12	2-2	0-0	2-4	3-3-6	2	0	2	1	0	6
Gonzaga	17	1-3	0-0	3-4	2-3-5	2	0	2	0	0	5
vs Santa Clara	12	2-2	0-0	2-4	1-1-2	3	0	1	0	1	6
vs Gonzaga	23	3-4	0-0	0-0	2-4-6	4	0	0	1	2	6
UAB	17	2-4	0-0	2-2	2-3-5	3	1	0	0	0	6
Virginia Tech	18	2-4	0-0	0-0	0-3-3	4	0	0	2	1	4
Creighton	19	3-5	0-0	1-1	1-3-4	3	0	1	3	1	7
vs Valparaiso	17	2-3	0-0	1-2	4-4-8	2	0	2	1	1	5




ELIJAH BRYANT

SOPHOMORE • GUARD • 6-5 • 210

3



ELIJAH BRYANT



ELIJAH BRYANT

SOPHOMORE • GUARD
6-5 • 210
WINNETT, GEORGIA
ELON



HISTORY OF #3

Mark Bigelow	1998-99, 01-04
David Castleton	1997-98
Bob Craig	1948-51
Tyler Haws	2009-10, 12-15
Ralph Olsen	1950-52
Robbie Reid	1993-95
Don Snedaker	1939-40
Neil Stephens	1952-53
Keena Young	2004-07

SOPHOMORE (2015-16)

- Sat out due to NCAA transfer rules

BEFORE BYU

- Averaged 14.2 points, 4.2 rebounds, 2.7 assists and 1.3 steals as a freshman at Elon in 2014-15
- Named the Colonial Athletic Conference Rookie of the Year and earned third-team All-CAA and CAA All-Rookie Team honors
- Named the CAA Rookie of the Week six times
- Registered a double-double with 15 points and 10 boards at William & Mary
- Scored a career-best 32 points at Drexel
- Totaled 25 points while hitting 6 3s and added 6 boards and 6 assists at home vs. William & Mary
- Prepped at New Hampton School in New Hampshire
- Averaged 13 points, 4 boards and 4 assists in 2013-14
- Led the Huskies to the NEPSAC AAA final

PERSONAL

- Parents are Tyree and Israel Bryant

2014-15 (at Elon)

Opponent	MP	FG	3FG	FT	REB	PF	A	TO	B	S	PTS
Florida Atlantic	19	4-9	0-3	2-2	0-1-1	3	1	5	0	0	10
Charlotte	18	5-14	0-3	4-4	3-1-4	4	0	3	0	1	14
at Northwestern	29	7-15	0-0	2-2	2-4-6	4	4	8	0	2	16
vs Morgan State	25	6-11	0-0	6-6	1-5-6	2	2	6	0	2	18
vs North Florida	23	3-12	2-6	2-2	1-1-2	5	2	4	0	0	10
at Miami (OH)	17	3-12	1-6	3-4	3-1-4	4	2	0	1	2	10
Virginia Univ. of Lynchburg	20	6-13	1-3	2-3	1-3-4	1	4	1	0	3	15
Central Pennsylvania	16	3-8	0-1	2-3	1-3-4	0	2	4	1	0	8
at Missouri	12	0-8	0-3	2-2	0-1-1	2	0	3	0	1	2
at Duke	18	0-8	0-2	2-2	1-1-2	1	4	3	0	3	2
at UNCg	20	6-8	2-2	6-9	1-3-4	3	1	4	0	2	20
at Kennesaw State	25	9-15	4-6	3-4	0-2-2	4	5	4	2	2	25
Marist	24	4-11	0-2	5-8	0-3-3	1	0	5	1	0	13
at DREXEL	29	10-20	3-4	9-10	3-4-7	4	3	5	0	0	32
at Towson	26	5-15	1-2	1-6	0-0-0	4	4	1	0	2	12
William & Mary	26	6-16	6-8	7-8	2-4-6	2	6	3	2	0	25
Hofstra	28	2-15	1-7	2-4	0-4-4	3	3	1	1	0	7
College of Charleston	30	6-12	2-6	5-8	0-2-2	4	4	6	0	2	19
at James Madison	21	1-7	1-4	6-6	1-0-1	2	2	6	0	1	9
Towson	18	3-12	1-4	4-5	3-1-4	4	1	2	1	1	11
Delaware	17	2-4	0-0	6-8	3-1-4	4	2	0	0	1	10
at UNCW	26	5-13	1-4	6-8	1-5-6	4	4	4	0	1	17
at Northeastern	34	5-13	0-4	3-6	0-6-6	4	3	4	0	1	13
Drexel	33	2-11	1-4	2-2	0-1-1	2	3	3	2	2	7
at Hofstra	31	5-12	3-4	2-4	1-4-5	2	2	8	0	1	15
at William & Mary	35	5-15	1-4	4-4	3-7-10	2	3	2	1	1	15
James Madison	28	6-10	3-5	3-3	3-2-5	3	6	2	0	1	18
at College of Charleston	24	5-10	1-4	9-13	1-1-2	4	2	1	0	3	20
at Delaware	29	2-6	0-4	6-8	2-7-9	2	5	5	0	1	10
Northeastern	29	5-12	1-3	5-7	3-5-8	0	4	5	0	3	16
UNCW	34	5-14	2-5	1-2	1-7-8	1	2	3	1	1	13
vs Towson	42	7-16	4-9	3-5	2-1-3	1	1	0	0	0	21
vs William & Mary	34	4-8	2-4	5-5	2-2-4	1	2	4	0	2	15

CAREER STATISTICS

YEAR	GP-GS	MP	FG-FGA	PCT	3FG-A	PCT	FT-FTA	PCT	O-D-REB	AVG	PF-FO	A	TO	BLK	STL	PTS	AVG
2014-15*	33-13	25.5	147-385	.382	44-126	.349	130-173	.751	45-93-138	4.2	87-1	89	115	13	42	468	14.2
TOTAL	33-13	25.5	147-385	.382	44-126	.349	130-173	.751	45-93-138	4.2	87-1	89	115	13	42	468	14.2

*Elon

CAREER HIGHS (ELON)

- Points: 32 at Drexel – 01/03/15
- Rebounds: 10 at William & Mary – 02/11/15
- Assists: 6, twice, last vs. JMU – 02/14/15
- Steals: 3, 3 times, last vs. Northeastern – 02/26/15
- Blocks: 2, 3 times, last vs. Drexel – 02/05/15
- FG made: 10 at Drexel – 01/03/15
- FG attempts: 20 at Drexel – 01/03/15
- 3FG made: 6 vs. William & Mary – 01/08/15
- 3FG attempts: 9 vs. Towson – 03/06/15
- FT made: 9, twice, last at College of Charleston – 02/18/15
- FT attempts: 13 at College of Charleston – 02/18/15

NICK EMERY

SOPHOMORE • GUARD • 6-2 • 185

4





NICK EMERY

SOPHOMORE • GUARD

6-2 • 185

ALPINE, UTAH

LONE PEAK HS



HISTORY OF #4

Paul Briggs	1988-92
Joshua Burgess	2003-05
Van Burgess	1952-55
Todd Christensen	1994-95, 97-00
Randy Clark	1946-49
Jackson Emery	2005-06, 08-11
John Fish	1988-89, 91-94
Chris Handy	1997-98
Luiz Lemes	2002-04
Don Malmrose	1950-52
Jesse Pinegar	2000-02
Michael Smith	1983-84, 86-89
Frank Wiemer	1938-41

FRESHMAN (2015-16)

- Named to the All-West Coast Conference Second Team and the All-WCC Freshman Team
- Named the WCC Player of the Week (Feb. 15)
- Named to the WCC All-Tournament Team
- The College Sports Madness All-High Major Freshman of the Year
- Received the Competitive Spirit Award at the team banquet
- Nationally was 23rd in 3-point field goal attempts, 25th in 3-point field goals made, 45th in field goal attempts, 59th in 3-point field goals per game, 77th in field goals made, 80th in 3-point field goal percentage, 90th in total points and 104th in steals
- Nationally among freshmen was 6th in 3-point field goals per game, 13th in scoring and 23rd in steals per game
- In the WCC was 3rd in free-throw percentage, 3rd in steals, 4th in 3-point field goals made, 10th in scoring and 13th in assists
- Tied the BYU single-game record for 3-point field goals with 10 at San Francisco
- Finished the 2015-16 season 4th all-time in 3-pointers in a single season at BYU, 3rd in games with 3-plus 3s, T-3rd for consecutive games with a 3, 4th in 3-pointers per game, T-5th in games with 5-plus 3s and 6th in 3-point field goal percentage
- Set the BYU freshman records for points in a single game, 3-pointers in a single game, games scoring in double figures, 3-point field goals, 3-point field goals per game and games with 3-plus and 5-plus 3-pointers
- Was second all-time among BYU freshmen for points, points per game, field goals made, steals and steals per game and

was T-2nd for 20-point games and 3rd for free-throw percentage

- Is the only freshman in BYU history to score 30-plus points in back-to-back games
- Posted season highs of 37 points (San Francisco), 9 rebounds (San Diego), 7 assists (MVSU), 5 steals (Pepperdine), 2 blocks (Valparaiso) and 10 3-pointers (San Francisco)
- Scored in double figures 32 times and had 20-plus points 11 times
- Had 3-plus steals 7 times and 3-plus 3s 20 times
- Led the team in scoring 11 times, rebounds twice and assists 4 times

BEFORE BYU

- A four-year starter for Quincy Lewis at Lone Peak High School
- Career totals of 1,953 points (first all-time at Lone Peak) and 269 threes and averages of 19.9 points and 2.7 threes per game
- Career highs of 39 points, 8 threes, 10 rebounds, 8 assists and 8 steals
- As a senior, helped lead Lone Peak to 26-1 record, the 2012-13 MaxPreps.com National Title and the 5A Utah state title
- Averaged 17.9 points, 3.8 rebounds, 3.7 assists and 2.9 steals as a senior
- Named a third-team All-American by MaxPreps.com
- Named the 2012-13 Mr. Basketball by the Deseret News, the 5A MVP by the Salt Lake Tribune, the Utah Gatorade Player of the Year and the Valley Player of the Year by the Daily Herald
- As a junior averaged 21.6 points, 3.4 threes, 4.0 rebounds, 2.3 assists and 2.4 steals and led Lone Peak to a 22-3

CAREER STATISTICS

YEAR	GP-GS	MP	FG-FGA	PCT	3FG-A	PCT	FT-FTA	PCT	O-D-REB	AVG	PF-FO	A	TO	BLK	STL	PTS	AVG
2015-16	36-32	31.4	203-478	.425	97-253	.383	82-96	.854	18-108-126	3.5	100-6	91	53	4	52	585	16.3
TOTAL	36-32	31.4	203-478	.425	97-253	.383	82-96	.854	18-108-126	3.5	100-6	91	53	4	52	585	16.3

CAREER CONFERENCE STATISTICS

YEAR	GP-GS	MP	FG-FGA	PCT	3FG-A	PCT	FT-FTA	PCT	O-D-REB	AVG	PF-FO	A	TO	BLK	STL	PTS	AVG
2015-16	18-18	31.1	103-239	.431	49-126	.389	37-46	.804	8-49-57	3.2	49-2	43	22	1	25	292	16.2
TOTAL	18-18	31.1	103-239	.431	49-126	.389	37-46	.804	8-49-57	3.2	49-2	43	22	1	25	292	16.2

CAREER CONFERENCE TOURNAMENT STATISTICS

YEAR	GP-GS	MP	FG-FGA	PCT	3FG-A	PCT	FT-FTA	PCT	O-D-REB	AVG	PF-FO	A	TO	BLK	STL	PTS	AVG
2016	2-2	35.0	14-30	.467	8-18	.444	6-8	.750	2-6-8	4.0	8-1	4	4	0	5	42	21.0
TOTAL	2-2	35.0	14-30	.467	8-18	.444	6-8	.750	2-6-8	4.0	8-1	4	4	0	5	42	21.0

CAREER POSTSEASON STATISTICS

YEAR	GP-GS	MP	FG-FGA	PCT	3FG-A	PCT	FT-FTA	PCT	O-D-REB	AVG	PF-FO	A	TO	BLK	STL	PTS	AVG
2016^	4-4	36.5	20-54	.370	10-25	.400	17-18	.944	3-18-21	5.3	12-1	13	8	2	7	67	16.8
TOTAL	4-4	36.5	20-54	.370	10-25	.400	17-18	.944	3-18-21	5.3	12-1	13	8	2	7	67	16.8

^NIT

CAREER HIGHS

Points: 37 at San Francisco - 02/11/16
 Rebounds: 9 vs. San Diego - 02/20/16
 Assists: 7 vs. MVSU - 11/25/15
 Steals: 5 vs. Pepperdine - 01/30/16
 Blocks: 2 vs. Valparaiso - 03/29/16
 FG made: 13 at Santa Clara - 02/13/16
 FG attempts: 21 at Santa Clara - 02/13/16
 3FG made: 10 at San Francisco - 02/11/16
 3FG attempts: 12 at San Francisco - 02/11/16
 FT made: 6, 3 times, last at San Diego - 02/18/16
 FT attempts: 8 at San Diego - 02/18/16

MISCELLANEOUS

	15-16	Career
Double-Figure Points	32 (22-10)	32 (22-10)
20-plus points	11 (9-2)	11 (9-2)
3-plus Steals	7 (4-3)	7 (4-3)
3-plus 3-point FG	20 (13-7)	20 (13-7)
Scoring Leader	11 (9-2)	11 (9-2)
Rebound Leader	2 (2-0)	2 (2-0)
Assist Leader	4 (4-0)	4 (4-0)
Dunks	1	1

NICK EMERY

- record, the 5A state title and a No. 24 national ranking (MaxPreps.com)
- Named the 5A MVP by the Deseret News, first-team all-state by the Salt Lake Tribune and Valley Player of the Year by the Daily Herald
- MVP of the 2012 Brandon Jennings Invitational
- As a sophomore averaged 21.7 points and 2.8 threes per game and led Lone Peak to a 24-1 record, the 5A state title and a No. 21 national ranking (MaxPreps.com)
- Named the 5A MVP by the Deseret News, Utah Gatorade Player of the Year and first-team all-state by the Salt Lake Tribune
- As a freshman averaged 18.5 points and hit 2.4 threes per game and led Lone Peak to a 17-6 record
- Named second-team all-state by the Deseret News and Salt Lake Tribune
- In the class of 2013 was ranked No. 45 by ESPN.com, No. 79 by Scout.com and No. 89 by Rivals.com
- Ranked No. 9 by ESPN.com and No. 18 by Rivals.com among point guards in the class of 2013

- Ranked No. 19 among shooting guards by Scout.com
- Played for the Utah Reign Travel Team
- Named a top performer at the 2012 Philly Hoop Group Jamfest
- Attended the CP3 Elite Guard Camp run by Chris Paul and the NBPA Top 100 camp at the University of Virginia
- Also played for Salt Lake Metro and was coached by Golden Holt, Marty Haws and Dave Hammer
- Recruited by Utah, Stanford, Kansas, Oklahoma State, Arizona State, Washington State, UCLA and Washington

PERSONAL

- Parents are Derek and Patti Emery
- Has two brothers, Alex and Jackson, and one sister, Annie
- Brother Jackson played at BYU (2005-06, 08-11) and is the program's all-time steals leader
- Served a mission for The Church of Jesus Christ of Latter-day Saints in Germany

2015-16

Opponent	MP	FG	3FG	FT	REB	PF	A	TO	B	S	PTS
Utah Valley	22	4-11	1-2	1-2	0-4-4	0	3	2	0	0	10
at Long Beach State	24	1-8	0-4	0-0	0-3-3	1	0	2	0	1	2
Adams State	24	9-14	2-6	0-0	0-2-2	1	6	0	0	3	20
Mississippi Valley State	34	7-14	3-10	1-2	0-2-2	1	7	1	0	2	18
Belmont	33	9-17	5-11	4-4	1-3-4	3	4	2	0	2	27
at Utah	33	3-15	3-8	2-2	0-4-4	5	0	2	0	0	11
vs Weber State					DNP						
Utah State	29	6-13	3-7	2-2	1-5-6	2	1	2	0	0	17
at Colorado	31	8-16	4-11	3-3	1-3-4	3	2	4	1	2	23
Central Michigan	35	5-14	2-6	0-0	1-6-7	4	4	1	0	2	12
vs Harvard	31	5-12	1-4	2-2	0-1-1	5	0	1	0	2	13
vs New Mexico	35	7-12	5-10	1-1	0-0-0	2	4	2	0	1	20
vs Northern Iowa	25	2-9	1-5	6-6	1-2-3	4	0	0	0	0	11
at Saint Mary's	30	4-14	3-7	0-0	2-1-3	2	2	0	0	0	11
at Pacific	30	2-8	1-6	1-2	0-3-3	3	1	1	0	0	6
Santa Clara	24	9-12	5-6	0-0	0-1-1	4	2	1	0	1	23
San Francisco	36	7-15	3-6	4-4	0-5-5	2	4	0	0	1	21
at Gonzaga	18	1-6	1-5	0-1	0-2-2	3	2	1	0	1	3
at Portland	31	4-11	2-6	3-4	1-1-2	3	0	1	0	3	13
at Loyola Marymount	32	7-14	4-8	6-6	0-4-4	1	6	3	1	1	24
at Pepperdine	36	6-17	4-8	1-1	0-3-3	2	0	1	0	2	17
Loyola Marymount	27	4-12	2-7	0-0	0-3-3	2	4	0	0	2	10
Pepperdine	39	6-12	1-6	4-6	0-2-2	3	2	2	0	5	17
Saint Mary's	36	2-11	1-6	3-4	1-2-3	3	0	1	0	1	8
Pacific	28	5-15	0-6	3-3	0-0-0	5	1	1	0	1	13
at San Francisco	33	12-15	10-12	3-3	0-2-2	4	5	2	0	0	37
at Santa Clara	30	13-21	3-8	2-2	0-2-2	2	1	0	0	1	31
at San Diego	36	3-11	0-3	6-8	0-3-3	3	2	2	0	3	12
San Diego	28	7-12	3-6	0-0	2-7-9	0	5	4	0	0	17
Portland	33	7-17	3-10	1-2	1-3-4	2	4	1	0	3	18
Gonzaga	33	4-16	3-10	0-0	1-5-6	5	2	1	0	0	11
vs Santa Clara	30	4-11	3-7	4-5	1-2-3	5	0	2	0	2	15
vs Gonzaga	40	10-19	5-11	2-3	1-4-5	3	4	2	0	3	27
UAB	37	9-17	3-6	1-1	1-3-4	2	5	2	0	2	22
Virginia Tech	35	2-9	2-5	4-4	1-2-3	5	2	0	0	1	10
Creighton	37	4-13	2-8	7-7	1-6-7	2	5	4	0	0	17
vs Valparaiso	37	5-15	3-6	5-6	0-7-7	3	1	2	2	4	18



ERIC MIKA

SOPHOMORE • FORWARD • 6-10 • 230

12





ERIC MIKA

SOPHOMORE • FORWARD

6-10 • 230

ALPINE, UTAH

LONE PEAK HS



HISTORY OF #12

Mike Berning	1973-74
Brian Dignan	1996-99
Bud Eggertsen	1939-40
Logan Magnusson	2009-11
Shawn Opunui	2001-02
Marc Roberts	1999-00, 02-04
Jerry Romney	1949-52
Josh Sharp	2011-15
Scott Sonnenberg	1996-97

FRESHMAN (2013-14)

- Named to the WCC All-Freshman Team
- Received Silver Honors on the WCC Commissioner's Honor Roll
- Ranked 87th in the nation in offensive rebounds per game
- Ranked 3rd in the WCC in offensive rebounds, 9th in field goal percentage, 14th in rebounding and 22nd in scoring
- Recorded the most offensive rebounds in a season at BYU (93) and averaged the 4th most offensive rebounds per game in a season (2.82)
- In the BYU record book for freshmen, recorded the 8th most points by a freshman (389), 3rd most double-figure scoring games (24); 4th most double-doubles (5), 3rd most double-digit rebound games (6), most offensive rebounds (93), 3rd most rebounds (211), 2nd most free throw attempts (180) and 5th most free throws made (111)
- Posted season highs of 20 points (twice), 13 rebounds (San Francisco), 3 assists (Pacific), 3 steals (Pacific), 3 blocks (Weber State), 9 field goals made (Mount St. Mary's) and 11 free throws made (Oregon)
- Scored in double figures 24 times, 20-plus points twice, had double-figure rebounds 6 times and had 5 double-doubles
- Led the team in rebounding 8 times and assists once
- Averaged 11.8 points, 6.4 rebounds, 1.0 assists and 0.7 blocks and shot .527 from the field and .617 from the free throw line
- Named the Preseason All-High Major Freshman of the Year by College Sports Madness

BEFORE BYU

- At Lone Peak
- Played for Quincy Lewis and helped lead Lone Peak to a 26-1

record, the 2012-13 MaxPreps.com National title and the 5A Utah state title

- Named a third-team All-American by MaxPreps.com
- Named first-team all-state by the Deseret News and the Salt Lake Tribune
- Averaged 16.4 points, 11.2 rebounds, 1.7 blocks 1.0 assists per game and shot .671 from the field
- Earned MVP honors in the West Coast All-Star Classic as he scored a game-high 28 points for the East Team
- Scored 24 points to lead the North to a 118-114 win over the South in the Utah Valley All-Star game
- In the class of 2013 was ranked No. 28 by ESPN.com, No. 37 in Scout.com and No. 49 by Rivals.com
- Ranked No. 3 among centers by ESPN.com and Scout.com
- Ranked No. 14 among power forwards by Rivals.com

At The Waterford School

- Played his freshman and sophomore seasons at The Waterford School in Salt Lake City
- Averaged 17.1 points, 12.2 rebounds and 3.9 blocks as a sophomore at Waterford
- Named first-team all-state as a sophomore at Waterford
- Played AAU for the Utah Reign and the Utah Pump-N-Run for John Palica

PERSONAL

- Wife's name is Gabrielle
- Parents are Ron and Sue Mika
- Has six siblings
- Also recruited by Weber State, Utah State, Utah, Stanford and Boston College

CAREER STATISTICS

YEAR	GP-GS	MP	FG-FGA	PCT	3FG-A	PCT	FT-FTA	PCT	O-D-REB	AVG	PF-FO	A	TO	BLK	STL	PTS	AVG
2013-14	33-29	25.6	139-264	.527	0-0	.000	111-180	.617	93-118-211	6.4	107-4	32	49	24	15	389	11.8
TOTAL	33-29	25.6	139-264	.527	0-0	.000	111-180	.617	93-118-211	6.4	107-4	32	49	24	15	389	11.8

CAREER CONFERENCE STATISTICS

YEAR	GP-GS	MP	FG-FGA	PCT	3FG-A	PCT	FT-FTA	PCT	O-D-REB	AVG	PF-FO	A	TO	BLK	STL	PTS	AVG
2015-16	16-13	24.8	58-108	.537	0-0	.000	50-81	.617	36-59-95	5.9	54-3	13	27	12	8	166	10.4
TOTAL	16-13	24.8	58-108	.537	0-0	.000	50-81	.617	36-59-95	5.9	54-3	13	27	12	8	166	10.4

CAREER CONFERENCE TOURNAMENT STATISTICS

YEAR	GP-GS	MP	FG-FGA	PCT	3FG-A	PCT	FT-FTA	PCT	O-D-REB	AVG	PF-FO	A	TO	BLK	STL	PTS	AVG
2016	3-2	28.3	9-22	.409	0-0	.000	8-10	0.8	12-12-24	8.0	8-0	3	4	3	0	26	8.7
TOTAL	3-2	28.3	9-22	.409	0-0	.000	8-10	0.8	12-12-24	8.0	8-0	3	4	3	0	26	8.7

CAREER POSTSEASON STATISTICS

YEAR	GP-GS	MP	FG-FGA	PCT	3FG-A	PCT	FT-FTA	PCT	O-D-REB	AVG	PF-FO	A	TO	BLK	STL	PTS	AVG
2016*	1-1	25.0	2-5	.400	0-0	.000	11-16	.688	2-5-7	7.0	4-0	1	2	0	0	15	15.0
TOTAL	1-1	25.0	2-5	.400	0-0	.000	11-16	.688	2-5-7	7.0	4-0	1	2	0	0	15	15.0

*NCAA tournament

CAREER HIGHS

Points: 20, twice, last vs. Pacific – 1/30/14
 Rebounds: 13 vs. San Francisco – 2/8/14
 Assists: 3 vs. Pacific – 1/30/14
 Steals: 3 vs. Pacific – 1/30/14
 Blocks: 3 vs. Weber State – 11/08/13
 FG made: 9 vs. Mount St. Mary's – 11/15/13
 FG attempts: 16 vs. North Texas – 12/3/13
 3FG made: —
 3FG attempts: —
 FT made: 11 vs. Oregon – 3/20/14
 FT attempts: 16 vs. Oregon – 3/20/14

MISCELLANEOUS

	15-16	Career
Double-Figure Points	24 (15-9)	24 (15-9)
20-plus Points	2 (2-0)	2 (2-0)
Double-Figure Reb	6 (4-2)	6 (4-2)
Double-Doubles	5 (4-1)	5 (4-1)
3-plus Steals	1 (1-0)	1 (1-0)
3-plus Blocks	1 (1-0)	1 (1-0)
Rebound Leader	8 (3-5)	8 (3-5)
Assist Leader	1 (1-0)	1 (1-0)
Dunks	23	23

2013-14

Opponent	MP	FG	3FG	FT	REB	PF	A	TO	B	S	PTS
Weber State	24	3-6	0-0	1-2	1-4-5	4	2	0	3	0	7
at Stanford	26	4-8	0-0	4-7	2-2-4	3	2	0	0	0	12
Mount St. Mary's	21	9-10	0-0	2-4	2-2-4	3	1	1	2	0	20
Colorado Mesa	19	3-5	0-0	5-7	2-1-3	4	0	0	0	2	11
Iowa State	32	8-15	0-0	1-4	5-4-9	3	2	1	1	0	17
vs Texas	26	6-14	0-0	3-4	1-6-7	4	2	1	0	2	15
vs Wichita State	25	3-6	0-0	4-6	1-0-1	4	1	1	0	0	10
vs Utah State	34	7-12	0-0	1-1	5-4-9	1	1	2	0	1	15
North Texas	29	7-16	0-0	3-5	5-6-11	1	0	1	1	0	17
at Massachusetts	28	6-11	0-0	6-7	5-3-8	4	0	0	0	1	18
Prairie View A&M	18	4-8	0-0	7-11	3-3-6	3	1	3	1	0	15
at Utah	28	5-10	0-0	2-6	7-3-10	2	2	2	1	1	12
at Oregon	28	5-8	0-0	3-9	4-4-8	5	1	4	0	0	13
at Loyola Marymount	26	5-8	0-0	7-11	2-5-7	3	1	0	1	0	17
at Pepperdine	27	4-7	0-0	2-4	5-2-7	5	0	0	2	0	10
San Diego	17	5-7	0-0	3-3	0-3-3	1	2	3	1	0	13
Pepperdine					DNP						
Loyola Marymount					DNP						
at San Francisco	24	4-9	0-0	3-4	2-2-4	5	0	1	1	0	11
at Santa Clara	25	5-11	0-0	0-0	0-6-6	2	2	4	0	0	10
at Portland	31	1-3	0-0	2-4	1-3-4	5	1	2	1	0	4
at Gonzaga	31	5-9	0-0	2-3	4-5-9	4	1	1	0	1	12
Pacific	32	7-9	0-0	6-8	5-3-8	3	3	1	0	3	20
Saint Mary's	28	2-5	0-0	1-2	1-6-7	4	0	2	2	1	5
Santa Clara	25	4-9	0-0	7-10	5-5-10	2	0	2	1	0	15
San Francisco	29	4-6	0-0	5-8	4-9-13	2	0	3	1	0	13
at Pacific	22	1-4	0-0	2-4	1-2-3	4	1	2	0	0	4
at Saint Mary's	17	2-2	0-0	1-2	0-0-0	4	0	1	1	1	5
Gonzaga	24	4-7	0-0	5-9	2-6-8	4	0	3	1	1	13
Portland	20	3-7	0-0	2-7	1-2-3	3	0	0	0	0	8
at San Diego	18	2-5	0-0	2-2	3-0-3	3	2	2	0	1	6
vs LMU	23	2-7	0-0	3-4	4-0-4	2	0	1	1	0	7
vs San Francisco	34	4-7	0-0	3-4	4-6-10	2	2	2	0	0	11
vs Gonzaga	28	3-8	0-0	2-2	4-6-10	4	1	1	2	0	8
vs Oregon	25	2-5	0-0	11-16	2-5-7	4	1	2	0	0	15



BRAIDEN SHAW

SOPHOMORE • FORWARD • 6-9 • 210

31





BRAIDEN SHAW

SOPHOMORE • FORWARD
6-9 • 210
EAGLE, IDAHO
EAGLE HS



HISTORY OF #31

Ron Abegglen	1958-61
Brian Ambrozich	1971-73
Steve Anderson	1977-80
John Bartholomew	1980-81
Gary Crandall	1957-58
Veryl Law	1973-77
Matt Montague	1996-97, 99-02
Kenneth Roberts	1990-91, 93-96
Neil Roberts	1964-67
Gary Schneider	1967-68

FRESHMAN (2015-16)

- Received Silver Honors on the WCC Commissioner's Honor Roll
- Played in 19 games
- Posted season highs of 3 points (Adams State), 3 rebounds (twice), 1 assist (3 times), 2 steals (San Diego) and 1 block (San Diego)
- Shot 50.0 percent from the field

BEFORE BYU

- Played for Tom Seifert at Eagle High School
- Named second-team 5A All-Southern Idaho by the Idaho Statesman as a senior
- Averaged 15 points, 11 rebounds, 4 assists and 2 blocks as a senior
- Named the top recruit in the state of Idaho in the class of 2013 by ESPN.com
- Named to the 5A All-State Second Team by the Idaho Statesman
- Earned All-Southern Idaho Conference and SIC All-Academic Team honors
- Averaged 14 points and 9 rebounds as a junior at Eagle High School
- Also recruited by Boise State, Utah State and Utah
- Played for Hoop Dreams Idaho travel team coached by Ed Boyce

PERSONAL

- Wife's name is Morgan
- Parents are Kelly and Launette Shaw
- Has two brothers and two sisters
- Served a mission for The Church of Jesus Christ of Latter-day Saints in Sacramento
- Father Kelly Shaw played for BYU's junior varsity squad in the 1980s

2015-16

Opponent	MP	FG	3FG	FT	REB	PF	A	TO	B	S	PTS
Weber State	26	1-2	0-0	0-0	1-7-8	4	2	0	1	0	2
at Stanford	26	5-7	1-2	1-2	3-5-8	4	1	0	2	1	12
Mount St. Mary's	25	1-2	1-1	2-2	3-6-9	3	3	2	1	1	5
Colorado Mesa	31	2-2	0-0	0-2	3-9-12	3	2	1	2	0	4
Iowa State	35	3-5	0-1	0-0	5-8-13	4	0	2	1	2	6
vs Texas	22	0-2	0-0	2-2	1-3-4	4	0	1	1	2	2
vs Wichita State	29	0-1	0-0	0-0	2-10-12	3	0	2	1	1	0
vs Utah State	25	1-2	0-0	0-0	2-1-3	0	1	1	0	1	2
North Texas	29	3-6	0-0	4-5	2-11-13	4	2	2	3	1	10
at Massachusetts	19	0-0	0-0	0-0	1-4-5	5	2	0	0	0	0
Prairie View A&M	28	3-5	0-0	2-2	2-9-11	1	4	0	0	4	8
at Utah	19	1-2	0-0	0-0	2-1-3	4	0	1	2	1	2
at Oregon	30	1-4	0-0	2-4	4-8-12	5	2	1	0	1	4
at Loyola Marymount	25	1-1	0-0	0-0	0-5-5	5	2	0	0	0	2
at Pepperdine	18	2-4	0-0	0-0	3-2-5	5	0	1	1	0	4
San Diego	24	1-2	0-0	0-0	1-6-7	3	2	0	0	1	2
Pepperdine	30	3-3	0-0	0-2	4-5-9	4	0	2	2	0	6
Loyola Marymount	30	1-3	0-0	0-1	5-4-9	1	1	0	0	0	2
at San Francisco	30	0-1	0-0	0-1	2-6-8	4	0	1	1	0	0
at Santa Clara	27	1-1	0-0	0-1	1-6-7	4	2	1	0	0	2
at Portland	52	1-1	0-0	5-6	5-10-15	5	0	2	2	2	7
at Gonzaga	22	3-4	0-0	0-0	1-3-4	4	0	0	1	0	6
Pacific	24	2-2	0-0	3-4	4-4-8	4	1	2	2	0	7
Saint Mary's	26	1-1	0-0	4-6	2-3-5	3	2	1	2	0	6
Santa Clara	26	0-4	0-0	2-2	4-4-8	1	1	1	0	1	2
San Francisco	35	2-4	0-0	0-0	8-8-16	2	0	4	1	0	4
at Pacific	30	1-2	0-0	0-0	2-5-7	4	0	0	1	2	2
at Saint Mary's	29	2-2	0-0	1-2	3-8-11	2	0	2	0	1	5
Gonzaga	26	1-4	0-0	0-0	1-2-3	3	0	1	2	1	2
Portland	23	0-0	0-0	1-2	0-7-7	2	1	2	0	0	1
at San Diego	28	2-3	0-0	5-5	4-6-10	3	1	1	0	1	9
vs LMU	24	1-2	0-0	0-0	3-4-7	5	0	1	1	0	2
vs San Francisco	22	0-0	0-0	0-0	0-4-4	4	0	0	1	0	0
vs Gonzaga	23	1-2	0-0	0-1	2-3-5	3	0	1	0	1	2
vs Oregon	16	1-2	0-0	0-0	4-1-5	4	0	2	0	1	2

CAREER STATISTICS

YEAR	GP-GS	MP	FG-FGA	PCT	3FG-A	PCT	FT-FTA	PCT	O-D-REB	AVG	PF-FO	A	TO	BLK	STL	PTS	AVG
2015-16	19-0	2.9	3-6	.500	0-0	.000	6-12	.500	5-10-15	0.8	9-0	3	3	1	4	12	0.6
TOTAL	19-0	2.9	3-6	.500	0-0	.000	6-12	.500	5-10-15	0.8	9-0	3	3	1	4	12	0.6

CAREER CONFERENCE STATISTICS

YEAR	GP-GS	MP	FG-FGA	PCT	3FG-A	PCT	FT-FTA	PCT	O-D-REB	AVG	PF-FO	A	TO	BLK	STL	PTS	AVG
2015-16	12-0	2.5	2-3	.667	0-0	.000	3-6	.500	5-5-10	0.8	7-0	2	3	1	3	7	0.6
TOTAL	12-0	2.5	2-3	.667	0-0	.000	3-6	.500	5-5-10	0.8	7-0	2	3	1	3	7	0.6

CAREER POSTSEASON STATISTICS

YEAR	GP-GS	MP	FG-FGA	PCT	3FG-A	PCT	FT-FTA	PCT	O-D-REB	AVG	PF-FO	A	TO	BLK	STL	PTS	AVG
2016^	1-0	1-1	0-0	.000	0-0	.000	0-0	.000	0-0-0	0.0	0-0	0	0	0	0	0	0.0
TOTAL	1-0	1-1	0-0	.000	0-0	.000	0-0	.000	0-0-0	0.0	0-0	0	0	0	0	0	0.0

^NIT

CAREER HIGHS

Points: 3 vs. ASU - 11/20/15
 Rebounds: 3, twice, last vs. Portland - 02/25/16
 Assists: 1, 3 times, last vs. San Diego - 02/20/16
 Steals: 2 vs. San Diego - 02/20/16
 Blocks: 1 vs. San Diego - 02/20/16
 FG made: 1, 3 times, last at Santa Clara - 02/13/16
 FG attempts: 2 vs. ASU - 11/20/15
 3FG made: -
 3FG attempts: -
 FT made: 2, twice, last at Gonzaga - 01/14/16
 FT attempts: 4 vs. UVU - 11/13/15

STEVEN BEO



STEVEN BEO

FRESHMAN • GUARD

6-3 • 180

RICHLAND, WASHINGTON

RICHLAND HS

HISTORY OF #14

Danny Bower	1996-99
Ricky Bower	2001-04
Bryce Christensen	1939-42
Mel Hutchins	1946-48, 49-51
Keegan Kane	1990-91
Shane Knight	1990-95
Nick Martineau	2007-08, 10-12
Nick Mateljan	1952-55
Byron Ruffner	1995-96
Brian Taylor	1982-84, 86-88



BEFORE BYU

- A four-year letterwinner for Earl Streufert at Richland High School
- Averaged 26.7 points, 6.1 rebounds and 4.4 assists as a senior and led Richland to an 18-5 record, the Mid-Columbia Conference title and the district title
- As a junior led the state in scoring at 27.7 points per game and set a Richland High single-game record with 49 points against Wenatchee
- As a junior and senior was named first-team all-state, was the Tri-City Herald All-Area Player of the Year and the Mid-Columbia Conference Player of the Year
- Earned 4A All-Tournament First Team honors while leading

the Bombers to the quarterfinals of the 4A state tournament

- Started during his freshman and sophomore seasons and helped lead Richland to the state tournament each year
- As a sophomore helped the Bombers to a 25-1 record and a trip to the state title game
- Named second-team all-conference and earned 4A All-Tournament First Team honors

PERSONAL

- Parents are Jill and Anthony BEO
- Has two sisters





YOELI CHILDS

FRESHMAN • FORWARD

6-8 • 225

SOUTH JORDAN, UTAH

BINGHAM HS



HISTORY OF #23

Greg Anderson	1976-79
Jimmy Balderson	2001-02, 04-07
Nathan Call	1986-88, 90-92
Cory Calvert	2012-13
Grig Clawson	1971-75
Jeff Congdon	1963-66
Steve Craig	1975-76, 78-81
Jon Dresser	1966-69
Valoy Eaton	1957-60
Skyler Halford	2013-15
Brian Hamilton	1996-99
Shawn Lindquist	1992-94
Matt Lohner	1994-96
Ty Shippen	2000-01
Ron Steinke	1959-63
Tom Steinke	1954-57
Richie Webb	1980-81, 83-86

BEFORE BYU

- Played for Jake Schroeder at Bingham High School
- As a senior in 2015-16 averaged 18.5 points, 10.7 rebounds and 2.4 assists and led Bingham to a record of 24-2 overall and 12-0 in district play and the 5A state title
- Named the 5A MVP by the Deseret News and first-team all-state by the Salt Lake Tribune in 2016
- Played in the Ballislife All-American Game
- As a junior in 2014-15 averaged 16.4 points, 10.7 rebounds and 2.4 assists and led Bingham to a record of 20-4 overall and 9-1 in district play and a trip to the 5A quarterfinals
- Named 5A first-team all-state by the Deseret News and the Salt Lake Tribune in 2015
- As a sophomore in 2013-14 averaged 11.1 points and 5.3 rebounds while helping Bingham to the 5A quarterfinals

- Named 5A third-team all-state by the Deseret News in 2014
- Ranked No. 53 in ESPN's top 100 for the class of 2016
- Named a four star recruit by ESPN and a three star recruit by Scout and Rivals
- Ranked No. 16 nationally among centers by ESPN
- Named the No. 4 recruit in Utah by ESPN
- Also recruited by Oregon, Oregon State and Stanford
- Played for the Utah Prospects AAU team coached by Tim Davis

PERSONAL

- Mother is Kara Childs
- Has one brother





PAYTON DASTRUP

FRESHMAN • FORWARD

6-10 • 250

MESA, ARIZONA

MOUNTAIN VIEW HIGH SCHOOL



HISTORY OF #15

John Allen	1999-00, 02-03
James Anderson	2007-11
Mike Dresser	2003-04
Lex Gardner	1939-40
Ralph Greenhalgh	1944-46, 48-49
Dale Hunt	1940-42
Boyd Jarman	1950-53
Fernando Malaman	2005-07
Jake Toolson	2014-15

BEFORE BYU

- Played for Gary Ernst at Mountain View High School
- As a senior in 2013-14 led Mountain View to a 21-8 record while averaging 16.5 points and 13.0 rebounds as a senior
- Earned second-team Division I All-Arizona honors from AZcentral.com and first-team All-Tribune by the East Valley Tribune
- Named Mesa All-City Boys co-MVP and earned first-team honors
- As a junior in 2012-13 led Mountain View to an 18-11 record while averaging 18.1 points, 10.9 rebounds, 3.0 assists and 2.0 blocks
- Named second-team Division I All-Arizona by AZcentral.com and first-team All-Tribune by the East Valley Tribune
- Helped Mountain View to a 21-8 record as a sophomore
- As a sophomore in 2011-12 earned honorable mention All-Arizona Division I honors from AZcentral.com

- Named honorable mention All-Tribune by the East Valley Tribune
- Named a four-star recruit by ESPN, Scout and Rivals
- National overall recruiting rankings: 98th by ESPN, 100th by Rivals
- National position recruiting rankings: 12th by ESPN, 18th by Scout
- Also recruited by Arizona, Arizona State, Florida, Ohio State, Virginia, Kansas, Utah State and UCLA

PERSONAL

- Parents are Kristen and David Dastrup
- Has two sisters
- Served a mission for The Church of Jesus Christ of Latter-day Saints in Panama



ZACH FRAMPTON



ZACH FRAMPTON

FRESHMAN • GUARD

6-3 • 185

HIGHLAND, UTAH

LONE PEAK HS



HISTORY OF #2

Matt Carlino
Craig Cusick
Jordan Ellis
Travis Hansen
Lamont Morgan Jr.
Silester Rivers
Mike Rose
Zac Seljaas

2010-14
2011-13
2014-15
2000-03
2007-10
1997-00
2003-07
2015-16

BEFORE BYU

- Played for Quincy Lewis at Lone Peak High School
- As a senior in 2013-14 averaged 11.3 points, 6.8 rebounds, 3.3 assists and 2.5 steals per game while helping Lone Peak to a record of 23-3 overall and 11-1 in region play
- Scored a career-best 24 against Pleasant Grove in the 5A state title game to help Lone Peak capture its fourth-straight state title

PERSONAL

- Parents are Alan and Debbie Frampton
- Has three brothers and one sister
- His father Alan played one season at BYU in 1989-90
- Served a mission for The Church of Jesus Christ of Latter-day Saints in Chile





TJ HAWS

FRESHMAN • GUARD

6-4 • 170

ALPINE, UTAH

LONE PEAK HS



HISTORY OF #30

Harry Anderson	1954-57
Tyrone Brown	1996-97
Lee Cummond	2005-09
Jerry Dahlman	1961-63
Gary Earnest	1958-61
John Hatch	1967-68
Craig Lewis	1987-88
Mike May	1976-79
Dalton Nixon	2014-15
Bill Ruffner	1963-64, 65-66

BEFORE BYU

- A four-time 5A Utah state champion (2011, 2012, 2013, 2014) and a 2013 MaxPreps.com National Champion playing for Quincy Lewis at Lone Peak High School
- Posted career totals of 1,896 points (18.4 ppg) and 264 threes
- As a senior in 2013-14 averaged 25.2 points, 3.5 rebounds, 5.2 assists and 1.8 steals and hit 95 threes while leading Lone Peak to a 23-3, 11-1 record in region play
- Named the 2014 Mr. Basketball by the Deseret News and the 2014 Utah Gatorade Player of the Year
- Received first-team all-state honors from the Deseret News and the Salt Lake Tribune
- Named the 2014 Valley Player of the Year by the Daily Herald
- Earned 2014 5A Tournament MVP honors
- As a junior in 2012-13 averaged 17.1 points, 3.4 rebounds, 4.6 assists, 1.9 steals and hit 64 threes as Lone Peak finished 26-1 overall and 10-0 in region play
- Named the 2012-13 5A MVP by the Deseret News, first-team all-state by the Salt Lake Tribune and All-Valley Offensive MVP by the Daily Herald
- As a sophomore in 2011-12 averaged 17.4 points, 4.6 rebounds, 1.9 assists and 1.5 steals and hit 59 threes as Lone Peak finished 22-3 overall and 9-1 in region play
- Named first-team all-state by the Deseret News and the Salt Lake Tribune and All-Valley by the Daily Herald
- Named the 2012 5A Tournament MVP

- As a freshman in 2010-11 averaged 13.8 points and hit 46 threes as Lone Peak finished 24-1 overall and 12-0 in region play
- Named second-team all-state by the Deseret News and Salt Lake Tribune, all-valley by the Daily Herald and first-team all-Region 4
- Competed in the NBPA Top 100 camp during the summer of 2013
- Named a four-star recruit by ESPN, Scout and Rivals
- National overall recruiting rankings: 67th by ESPN, 57th by Scout, 70th by Rivals
- National position recruiting rankings: 13th by ESPN, 14th by Scout
- Played for DreamVision and Utah Reign during the AAU season

PERSONAL

- Wife's name is Lauren
- Parents are Marty and Tiffanie Haws
- Brother Tyler (2009-10, 12-15) is BYU's all-time leading scorer with 2,720 career points
- His father Marty Haws played for BYU from 1986-90 and earned All-WAC honors
- Served a mission for The Church of Jesus Christ of Latter-day Saints in France

TJ HAWS



COLBY LEIFSON



COLBY LEIFSON

FRESHMAN • GUARD

6-4 • 190

SUWANEE, GEORGIA

NORTH GWINNETT HIGH SCHOOL

HISTORY OF #13

Austin Ainge	2002-07
Kent Durrant	1948-49, 50-51
Andrew Johnston	2013-14
Tom Karren	1951-54
Robert Orr	1940-43
Andy Toolson	1984-85, 87-90
Michael Vranes	1996-97, 98-01
Vern Whatcott	1948-50
Brock Zylstra	2006-07, 09-13



BEFORE BYU

- Prepped at North Gwinnett High School
- Averaged 17 points, shot 41 percent from 3 and made 93 percent from the free-throw line as a senior
- Made 93 3s as a senior, second all-time in a single season in Gwinnett County history
- Earned All-Gwinnett County and all-region first-team honors
- Played for the Atlanta All Stars during the AAU season
- Also recruited by High Point, Wofford, Gardner Webb and Tennessee Tech

PERSONAL

- Parents are Ryan and Jennifer Leifson
- Has two brothers and one sister
- Plans to serve a mission for The Church of Jesus Christ of Latter-day Saints following the season



COACHING STAFF



HEAD COACH DAVE ROSE



DAVE ROSE

HEAD COACH
283-99/741
12TH YEAR
HOUSTON '83



With a 283-99 record, Rose has produced an 11-year resume that is nearly unmatched. In fact, among the 40-plus coaches who took over a program in 2005, Rose has the best winning percentage (.741) and the most wins (283). Among first-time head coaches in 2005, Rose is the only to achieve at least 20 wins in each of his first 10 seasons. His 283 victories place him tie for fifth for best career starts (through 11 seasons) by wins in NCAA history. Rose currently holds the school record for career winning percentage (.741) and is second in career victories. He reached the 200 career victory mark in his 259th game to make him the 15th fastest in NCAA history to reach the milestone.

Equally committed to excellence off the court, Rose was honored on April 6, 2008, by the National Association of Basketball Coaches with its Game Pillar Award for Service, one of only four Pillar Awards (Education, Leadership, Service and Advocacy) that the Association annually bestows on the most deserving among its vast membership. While Rose has never sought such attention, his actions and accomplishments – both on the court and in the community – have commanded the praises of faithful followers and casual observers alike. In April 2008, Rose became the 63rd recipient of the Dale Rex Memorial Award, given annually to the person who has done the most for

amateur athletics in the state of Utah. Further evidence of Rose's commitment to excellence is his basketball program consistently ranks in the top 10 percent nationally in multi-year NCAA Academic Progress Rate scores. As a result, the NCAA honored BYU basketball with APR Public Recognition awards for seven-straight seasons (2006 to 2012) for its high academic achievement. In fact, the Cougars were the only Division I program to earn public recognition and a bid to the NCAA tournament every year from 2007 to 2012.

Cougar fans have had plenty to "Raise and Shout" about with Rose at the helm. A tireless worker, gifted motivator and talented strategist, Rose has returned BYU to the national stage with five-straight seasons appearing in the top-25 polls (2006 to 2011), six-straight trips to the NCAA tournament, six-straight 25-win seasons (2007 to 2012) and four-straight seasons with a postseason victory (2010 to 2013) – all four are program-record streaks. Rose and the Cougars are also in the midst of two current streaks that are program records, including 11-straight 20-win seasons (2005-06 to 2015-16) and 11-straight trips to the postseason (2006 to 2016). In his first season, Rose and his staff produced the nation's second-most improved team by turning a 9-21 squad that finished tied for last with three wins in the Mountain West Conference in 2004-05 into a 20-9 NIT

qualifier and 12-4 second-place MWC finisher in 2005-06. Under his tutelage from 2007 to 2009, the Cougars achieved the MWC's first back-to-back outright league championships (2007 and 2008) while adding to the streak with a share of the regular season title in 2009. Historically, the last time a BYU team garnered back-to-back outright league crowns was in 1979 and 1980 when the Cougars touted one of their all-time greats in Danny Ainge, while the last time the Blue and White produced three-straight titles was from 1932 to 1934. In 2010, BYU set a then-program record with 30 victories and defeated Florida in the first round of the NCAA tournament, the program's first NCAA tournament victory since 1993.

In 2010-11, Rose and the Cougars set numerous program records with 32 wins and an .865 winning percentage, a fourth conference title in five seasons and nine-straight weeks ranked in the top 10, including a No. 3 ranking in both the AP and the ESPN/USA Today Coaches polls. BYU's No. 3 seed in the NCAA tournament tied the best seed earned by the Cougars. With wins over Wofford and Gonzaga in the second and third rounds of the tournament, BYU reached the Sweet 16 for the first time since 1981. The Cougars were ranked the entire season, including those nine-straight weeks in the top 10 – a program record streak. Statistically, BYU finished fifth in the nation in winning percentage and scoring margin, seventh in scoring offense, 10th in free-throw percentage, 15th in turnover margin, 16th in assist to turnover ratio, 17th in turnovers per game and 18th in 3-point field goals per game. Rose also coached the nation's player of the year and NCAA Division I scoring leader Jimmer Fredette, who averaged 28.9 points per game.

HEAD COACH DAVE ROSE

Despite the loss of Fredette and BYU's all-time steals leader Jackson Emery, Rose kept the Cougars rolling in 2011-12. With a 26-9 overall record and a 12-4 record in West Coast Conference play, BYU extended its streak of 25-win seasons to six, a program record. Rose also led the Cougars to a program-record sixth-straight NCAA tournament bid where BYU overcame a 25-point deficit to defeat Iona in the first round. The comeback set the record for the biggest comeback in NCAA tournament history. It also marked a program record as the Cougars won in the NCAA tournament for a third-straight season. Post players Noah Hartsock and Brandon Davies led the way for BYU and earned All-WCC first-team honors.

Rose and the Cougars improved their streaks of 20-win seasons and trips to the postseason to eight in 2012-13. BYU finished with a record of 24-12 and received an invitation to the NIT. In the NIT, BYU defeated Washington and Mercer at home and Southern Miss on the road to earn a trip to the semifinals at Madison Square Garden. Tyler Haws and Brandon Davies earned All-WCC and All-District honors.

The 2013-14 season was highlighted by a 23-12 overall record, a second-place finish in the WCC, one of the toughest nonconference schedules in team history and a return trip to the NCAA tournament for a seventh bid in eight years. Tyler Haws and Kyle Collinsworth earned All-WCC honors and Haws was selected as the WCC Player of the Year.

In 2014-15, Rose led the Cougars to another 25-win season and a second-straight trip – and eighth in nine years – to the NCAA tournament, this

time as an 11 seed. BYU's nonconference schedule was highlighted with wins at Utah State and at home against Stanford and UMass. The Cougars finished conference play by winning their last six-straight, including a win at No. 3/2 Gonzaga to close out the regular season. Tyler Haws finished the season No. 3 in the country in scoring and concluded his career as BYU's all-time scoring leader. Kyle Collinsworth set the NCAA single-season record for triple-doubles and tied the career record with six. Both players repeated as first-team All-WCC honorees.

In 2015-16, Rose and the Cougars finished 26-11 overall and 13-5 in WCC play. BYU advanced to the postseason for an 11th-straight season with a bid to the NIT. The Cougars won three straight at home to advance to the semifinals of the NIT at Madison Square Garden for the second time during Rose's tenure. Collinsworth equaled his triple-double total from the previous season to become the NCAA's all-time leader in career triple-doubles. Collinsworth and Chase Fischer earned All-WCC first-team honors while Nick Emery set numerous BYU freshman scoring and 3-point shooting records and earned All-WCC second-team and freshman honors.


As the only BYU men's basketball coach to ever win top conference coaching honors in back-to-back seasons, Rose was named the MWC Coach of the Year in 2006 and 2007. In his second season, Rose coached the 2006-07 Cougars to a 25-9 overall record and an NCAA tournament berth after winning the MWC regular-season title with a 13-3 mark. In his first season, Rose received conference and

USBWA District VIII Coach of the Year accolades as well as honorable mention for National Coach of the Year by Scout.com after turning a picked-to-finish-last 9-21 team into a 20-9 winner and NIT qualifier. After the record-setting 2010-11 season, Rose earned his third conference honor by being named co-coach of the year. He was also the USBWA District VIII co-coach of the year and a finalist for Naismith national coach of the year honors. Rose is one of two BYU head coaches to win 20 games in each of his first six seasons and the only one to do so after taking over a team that won fewer than 13 games the prior season.

Rose first came to BYU as an assistant in 1997 to help newly hired head coach Steve Cleveland rebuild the Cougar program after a 1-25 season. Rose served eight seasons with Cleveland, including the last five as associate head coach, before being promoted to BYU's head job just two days after Cleveland announced his departure.

Rose played a vital role in rebuilding BYU's program from an inherited 1-25 team into a regular NCAA tournament participant and 20-game winner. BYU has qualified for postseason play in 11 of the past 12 seasons, including eight NCAA bids, while claiming five MWC titles. Rose fulfilled a variety of responsibilities under Coach Cleveland, including defensive coordinator and recruiting coordinator. His efforts earned notice, such as being named the top assistant in the Mountain West Conference by Street & Smith in the 2004-05 College Basketball Preview.

A strong evaluator of talent with a vast network of coaching connections



2006, 2007 & 2011 MWC Coach of the Year

HEAD COACH DAVE ROSE



across the country, Rose has a proven record as a top recruiter. BYU has had multiple top-20 recruiting classes with Rose overseeing or coordinating its efforts. Rivals.com recognized Rose in 2004 as one of the top-25 college basketball recruiters.

Proving that Rose has excelled in recruiting and developing players, 13 recruits have earned conference newcomer honors or a major league award in their first season as a Cougar in Rose's 13 years in Provo. Seven BYU players have been singled out as either the conference newcomer or freshman of the year. Most recently, Nick Emery earned All-WCC Third and Freshman Team honors after averaging 16.3 points in 2015-16. Tyler Haws was named third-team All-MWC as a freshman in 2010 and set the BYU record with 48-consecutive free throws without a miss. Jonathan Tavernari was named the 2007 MWC Freshman of the Year after fellow Cougar and second-team Freshman All-American Trent Plaisted received the same honor in 2006. Following is a list of conference honors earned the last 15 seasons by Cougar recruits in their first seasons.

- Nick Emery (2015-16 All-WCC Freshman Team, All-WCC Second Team)
- Eric Mika (2013-14 All-WCC Freshman Team)
- Matt Carlino (2011-12 All-WCC HM, All-WCC Freshman Team)
- Tyler Haws (2009-10 All-MWC Third Team)
- Jonathan Tavernari (2006-07 MWC Freshman of the Year)
- Trent Plaisted (2005-06 MWC Freshman of the Year, All-MWC Second Team)
- Mike Hall (2003-04 MWC Defensive Player of the Year, All-MWC Third Team)
- Rafael Araujo (2002-03 Newcomer of the Year, MWC media poll, All-MWC Third Team)
- Jared Jensen (2001-02 MWC Co-Freshman of the Year)
- Trent Whiting (2000-01 MWC Newcomer Team, All-MWC Second Team)
- Terrell Lyday (1999-2000 MWC Newcomer of the Year, All-Tournament Team)
- Mark Bigelow (1998-99 WAC Freshman of the Year, Newcomer Team, All-WAC Second Team)
- Mekeli Wesley (1997-98 WAC Newcomer Team)
- Ron Sellaize (1997-98 WAC Newcomer of the Year, Newcomer Team, All-WAC Second Team)

With 30-plus years of coaching experience – including 21 seasons as a head coach at the Division I, junior college and high school levels – Rose has a proven record of constant success. Prior to coming to BYU as an assistant in 1997, Rose compiled a 167-57 record at Dixie State College (St. George, Utah) while guiding six of his seven teams to top-20 rankings, including a national ranking as high as No. 2. He earned three conference titles and was honored by his peers as the 1993 Scenic West Athletic Conference Coach of the Year. While at Dixie, Rose coached three NJCAA All-Americans as well as long-time NBA player Keon Clark. On Sept. 14, 2013, Rose was inducted into the Dixie State Athletics Hall of Fame.

At BYU, Rose has coached eight players who have received All-America recognition – Mekeli Wesley (2001 AP honorable mention), Rafael Araujo (2004 Basketball Times Second Team, AP honorable mention), Trent Plaisted (2006 Scout.com Freshman Second Team), Keena Young (2007 AP honorable mention), Lee Cummond (2008 AP honorable mention, FOXSports.com Fourth Team), Jimmer Fredette (2010 third-team Sporting News and NABC, second-team Basketball Times, AP Honorable Mention and Lute Olson All-America team; 2011 first-team AP, NABC, John R. Wooden, Sporting News, USBWA), Tyler Haws (2014 and 2015 AP Honorable Mention) and Kyle Collinsworth (2015 and 2016 AP Honorable Mention and 2015 Lute Olson All-America team) – and four players who have been selected in the NBA Draft – Travis Hansen (2003), Araujo (2004), Plaisted (2008) and Fredette (2011). Fredette also earned numerous player of the year honors in 2011, including Wooden, Naismith, AP, Oscar Robertson and Sporting News.

Before his promotion to the head coaching position at Dixie, Rose served as a Rebel assistant coach under Ken Wagner for three seasons. Rose coached multiple sports at Millard and Pine View

high schools in Utah before joining the staff at Dixie. He was the head basketball coach at Millard for three years from 1983-86. Rose is the 17th person to guide the Cougar basketball program since its first season in 1903. He follows the coaching pedigree of Basketball Hall of Fame coach Stan Watts, who is BYU's all-time leader in coaching victories with a 371-254 record from 1949-72. Watts also coached at Millard High School and Dixie State College before coming to BYU.

PLAYING CAREER

Rose was a two-sport athlete at Dixie State College in St. George, Utah, before the Texas native returned to his hometown, transferring to the University of Houston where he completed his degree and was a shooting guard and co-captain of the famous Phi Slama Jama team featuring Hakeem Olajuwon and Clyde Drexler. In 1983, his Houston team was ranked No. 1 nationally and finished as the national runner-up after suffering a buzzer-beating defeat to North Carolina State in the NCAA Championship game. Rose spent three years at Houston, playing in 1980-81, redshirting in 1981-82 and concluding his career in 1982-83.

At Dixie, Rose was first-team all-league in both basketball and baseball. Rose was also the Region 18 batting champion, hitting .421 as a center fielder. While playing basketball for Houston's Northbrook High School, he led the District 16AAAA in scoring, was selected first-team all-district and All-Greater Houston and was named team MVP.

PERSONAL

A native of Houston, Texas, Rose and his wife Cheryl have three children and eight grandchildren. Rose followed Steve Cleveland as the second BYU head coach to have served a full-time mission for The Church of Jesus Christ of Latter-day Saints. Rose served in Manchester, England, from 1977-79 between his two years as a player at Dixie State College. An important component in Rose's success is the unwavering support and encouragement of his wonderful family. Rose's wife Cheryl is actively involved in helping families who have children with cancer as she is currently serving as an honorary chairperson for the Children with Cancer Christmas Foundation. She previously served as the vice chairperson for the foundation. Daughter Chanell played forward on the BYU women's basketball team from 2000-03 and is married to Brock Reichner, who was a member of the BYU men's basketball team from

HEAD COACH DAVE ROSE

ROSE DIVISION I COACHING LEDGER

Season	Overall	Pct.	Home	Pct.	Away	Pct.	Neutral	Pct.	Conf.	Pct.	Tourney	NCAA/NIT
05-06	20-9	.690	14-1	.933	5-7	.417	1-1	.500	12-4	.750	0-1	0-1 NIT
06-07	25-9	.735	17-0	1.000	6-7	.462	2-2	.500	13-3	.813	2-1	0-1 NCAA
07-08	27-8	.771	16-0	1.000	8-5	.615	3-3	.500	14-2	.875	2-1	0-1 NCAA
08-09	25-8	.758	14-2	.875	9-3	.750	2-3	.400	12-4	.750	1-1	0-1 NCAA
09-10	30-6	.833	15-1	.938	10-4	.714	5-1	.833	13-3	.813	1-1	1-1 NCAA
10-11	32-5	.865	13-1	.929	10-1	.909	9-3	.750	14-2	.875	2-1	2-1 NCAA
11-12	26-9	.743	13-3	.813	8-3	.727	5-3	.625	12-4	.750	1-1	1-1 NCAA
12-13	24-12	.667	15-3	.833	7-5	.583	2-4	.333	10-6	.625	0-1	3-1 NIT
13-14	23-12	.657	14-1	.933	5-8	.385	4-3	.571	13-5	.722	2-1	0-1 NCAA
14-15	25-10	.714	13-3	.813	8-3	.727	4-4	.500	13-5	.722	2-1	0-1 NCAA
15-16	26-11	.703	16-2	.889	6-6	.500	4-3	.571	13-5	.722	2-1	3-1 NIT
Totals	283-99	.741	160-17	.904	82-52	.612	41-30	.577	139-43	.764	14-11	10-11

2004-06. His son Garrett returned in August 2005 from a two-year mission in Little Rock, Arkansas, and married his wife Brooke in November 2006. Rose's daughter Taylor is currently a student at BYU.

COMMUNITY SERVICE

Rose and the team annually provide service for the Children with Cancer Christmas Foundation to comfort local families who endure the challenges of raising a child who has cancer. Rose and his wife Cheryl currently serve as honorary chairmen for the foundation. The National Association of Basketball Coaches honored Rose with its Game Pillar Award for Service in April 2008. While at Dixie State College, Rose became the first coach in the state of Utah to participate in the American Cancer Society's nationwide Coaches vs. Cancer campaign and served on the Academic Excellence Committee at Dixie. He has also been a volunteer coach for youth groups. Dave and Cheryl were Chamber of Commerce Citizens of the Year in St. George. Cheryl is extremely committed to serving in the community, receiving the Beacon of Hope Award in 2005. She previously served as the Vice Chairperson for the Children with Cancer Christmas Foundation.

At the 2012 NCAA Final Four, Rose was named a member of the National

Coaches vs. Cancer Council that includes Mike Krzyzewski (Duke), Roy Williams (North Carolina), Jim Boeheim (Syracuse) and Mike Brey (Notre Dame). He and Cheryl are currently assisting with the Hope Lodge, a facility that will be constructed in Salt Lake City to house families of cancer patients.

The fight against cancer became more personal for the family when Dave was diagnosed with pancreatic neuroendocrine tumor cancer in June 2009. Since the emergency surgery to remove the tumor, no other cancer has been found. Rose has since been given a clean bill of health. The United States Basketball Writers Association recognized Rose for his efforts with its Most Courageous Award in 2010.

WORTH NOTING

- In 2015-16 BYU finished 26-11 and advanced to the semifinals of the NIT in Madison Square Garden – to extend program record streaks of 20-win seasons and postseason bids to 11 seasons.
- The 2014-15 squad finished 25-10 and received a bid to the NCAA tournament – the eighth bid in the last nine years.
- The 2010-11 squad set program records with 32 victories while

advancing to the Sweet 16.

- Dave Rose has a .743 winning percentage as a college head coach (450-156), including a 283-99 (.741) record at BYU and a 167-57 (.746) record in seven seasons at Dixie State College.
- Dave Rose was named the MWC Coach of the Year each of his first two seasons, becoming the first-ever BYU men's basketball coach to win back-to-back league coach-of-the-year honors. He added a Co-Coach of the Year honor in 2011.

THE ROSE FILE

Born:	December 1957
Hometown:	Houston
High School:	Northbrook, Houston
Education:	Houston, BA 1983
Head Coach:	BYU, 2005-present Dixie College, 1990-97 Millard HS, 1983-86
Assistant Coach:	BYU, 1997-2005 Dixie College, 1987-90 Pine View HS, 1986-87
Playing Experience:	Houston, 1980-83 Dixie College, 1976-77, 79-80





TIM LaCOMB

ASSOCIATE HEAD COACH
10TH SEASON
UTAH '06



CAREER HIGHLIGHTS

- In 2015-16 helped BYU to 26 wins and a trip to the semi-finals of the NIT
- Helped BYU to 25 wins and a trip to the NCAA tournament in 2014-15
- Has helped BYU to a 238-81 record (.746) while serving as associate head coach, assistant coach and director of operations
- Seven trips to the NCAA tournament and two trips to the NIT
- Helped BYU record 32 wins in 2010-11 and the program's first trip to the Sweet 16 in 2011 since 1981
- Helped BYU win three MWC titles
- Seven 25-win seasons and two 30-win seasons

COACHING EXPERIENCE

- BYU Associate Head Coach (2015-present)
- BYU Assistant Coach (2010-15)
- BYU Director of Operations (2007-10)
- Utah Video Coordinator (2005-07)

- American Fork Assistant Coach (2002-05)
- Lone Peak Assistant Coach (1999-02)
- Utah Team Manager (1994-96)

EDUCATION

- Utah (2006, graduated cum laude)

MISSION

- Boston, Mass. (1989-91)

PERSONAL/FAMILY

- Wife: Rachel
- Children: Daughters Alyssa and Anna and son Sam
- Grandfather Frank LaComb played football for BYU; Uncle Gary LaComb played football and baseball





TERRY NASHIF

ASSISTANT HEAD COACH
12TH SEASON
BYU '05



CAREER HIGHLIGHTS

- Under Nashif's direction, BYU's offense has been ranked in the top 10 in the nation in points per game in each of the last three seasons
- In 2015-16 helped BYU to 26 wins and a trip to the semifinals of the NIT
- Helped BYU to 25 wins and a trip to the NCAA tournament in 2014-15
- Has helped BYU to a 283-99 record (.741) while serving as an assistant coach and director of operations
- Eight trips to the NCAA tournament and three to the NIT
- In 2010-11 helped BYU advance to the 2011 Sweet 16 and win a program-record 32 wins
- Helped BYU win four MWC Championships in six seasons
- Eight 25-win seasons and two 30-win seasons

COACHING EXPERIENCE

- BYU Assistant Head Coach (2016-present)
- BYU Assistant Coach (2007-16)
- BYU Director of Operations (2005-07)

EDUCATION

- BYU (2005, B.S. in Physical Education)

PLAYING CAREER

- Evergreen HS (1996-99)
- KVAN Radio Athlete of the Year and Columbian (Vancouver, Wash.) Player of the Year
- Played for Steve Cleveland at BYU (2001-05)
- A member of two NCAA Tournament teams, one NIT and one MWC Championship team

MISSION

- Columbia, South Carolina (1999-2001)

PERSONAL/FAMILY

- Wife: Katie
- Children: Daughters Macie, Dezie and Josie and son Rory





QUINCY LEWIS

ASSISTANT COACH
2ND SEASON
WAGNER '93



CAREER HIGHLIGHTS

- In his first season as an assistant coach at BYU, helped the Cougars to a 26-11 record and a trip to the semifinals of the NIT in Madison Square Garden
- In 12 seasons as head coach of Lone Peak High School, totaled a record of 250-45 (.847), won seven state titles and 10 region titles
- In 2013 Lewis was named MaxPreps National Coach of the Year and Naismith National Coach of the Year while leading Lone Peak HS to a 26-1 record, the 5A Utah state title and the MaxPreps National Championship
- Named the 2009 National Federation of State High School Associations Western Region Coach of the Year
- Prior to Lone Peak, coached eight years at the collegiate level, helping five teams win 20-plus games and three earn national rankings

COACHING EXPERIENCE

- BYU Assistant Coach (2015-present)
- Lone Peak High School Head Coach (2003-15)
- Southern Utah Assistant Coach (2002-03)
- Utah Valley State College Assistant Coach (1997-02)
- BYU-Hawaii Assistant Coach (1995-97)

EDUCATION

- Dixie College (1991, Associates Degree)
- Wagner College (1993, Bachelors in Sociology)
- University of Utah (1995, Masters in Exercise Science)

PLAYING CAREER

- Timpview High School (1989)
- Led Timpview to a record of 47-3 and back-to-back state titles in 1988 and 1989
- A two-time all-state selection, 3A MVP as a senior
- Played two years at Dixie College (1989-91)
- Left Dixie among the top 25 in scoring in program history
- Played two years at Wagner College (1991-93)
- Earned All-NEW Second Team honors as a senior
- Inducted into the Wagner Athletics Hall of Fame in 2012

MISSION

- Columbia, South Carolina (1999-2001)

PERSONAL/FAMILY

- Wife: Debbie
- Children: sons Kodiak and Cooper and daughters Maeve and Mallory



ANDREW MAY



ANDREW MAY

**DIRECTOR OF BASKETBALL OPERATIONS
2ND SEASON
BYU '10**



CAREER HIGHLIGHTS

- In his first season as BYU's director of basketball operations, helped the Cougars to a 26-11 record and a trip to the semifinals of the NIT in Madison Square Garden
- As an assistant coach at Salt Lake Community College, helped lead the Bruins to 103 wins in four years, two trips to the NJCAA national tournament and three-straight conference championships
- As a student manager at BYU, helped the Cougars to five-straight 25-wins seasons, four conference titles and five trips to the NCAA tournament

COACHING EXPERIENCE

- BYU Director of Basketball Operations (2015-present)
- Salt Lake Community College Assistant Coach (2011-15)
- Nike Sponsored Utah Basketball Club 14U Coach (2011-15)
- BYU head student manager (2007-11)
- BYU student manager (2006-07)

EDUCATION

- BYU (2010, B.S. in Exercise Science and Physical Education)
- BYU (2011, Masters in Exercise Science)

MISSION

- Washington D.C. (Spanish speaking)

PERSONAL/FAMILY

- Wife: Marissa
- Children: Benson, Ella, Karsten and Luke





LEE CUMMARD

GRADUATE ASSISTANT
1ST SEASON
BYU '09



COACHING EXPERIENCE

- BYU Graduate Assistant (2016-present)

EDUCATION

- BYU (2009)

PLAYING CAREER

- Mesa High School (2000-04)
- 2004 Arizona Player of the Year and McDonald's All-America nominee
- Led Mesa HS to the 2004 5A state championship
- Played for Dave Rose at BYU (2005-09)

- Led BYU to three-straight MWC titles (2007, 2008, 2009)
- All-MWC First Team in 2008 and 2009
- 2008 MWC Player of the Year and AP All-America Honorable Mention
- Played professionally from 2009-16 in France (2009-11), Japan (2011-12) and Belgium (2012-16)

MISSION

- Tennessee

PERSONAL/FAMILY

- Lee and his wife Sarah have three sons





GARRETT FAUCETTE

COORDINATOR OF PLAYER DEVELOPMENT
5TH SEASON
BYU '08



CAREER HIGHLIGHTS

- As coordinator of player development at BYU has been a part of two 20-plus win seasons and a trip to the NCAA tournament and the NIT
- Student manager at BYU for two MWC Championships, two NCAA Tournament appearances and two NIT appearances
- Video coordinator at George Mason for three CAA Conference Championships and an NCAA Third Round appearance

EXPERIENCE

- BYU Coordinator of Player Development (2012-present)
- George Mason Video Coordinator (2009-11)
- BYU Student Manager (2001-02, 2004-08)

EDUCATION

- BYU (2008, B.S. in Exercise Science)
- Duquesne (2012, Masters in Sports Administration)

MISSION

- Denver, Colorado (2002-04)

PERSONAL/FAMILY

- Wife's name is Kaylie and they have four sons



ROB RAMOS

ATHLETIC TRAINER
15TH SEASON
BYU '95



RESPONSIBILITIES

- Named Assistant Director of Sports Medicine in July 2010
- Head athletic trainer for men's basketball, men's golf and men's tennis.

PRIOR TO BYU

- Worked for Physical & Sports Therapy Services in Orem
- Head athletic trainer for Utah Valley State College from 1999-2002, where he oversaw all 13 sports
- Worked as a trainer with the 2002 Olympic medical staff at the Peaks Arena in Provo.

EDUCATION

- Bachelor's degree from BYU in athletic training (1995)
- Master's from BYU (1998)

PERSONAL/FAMILY

- Married to the former Jennifer Gardine. Together they have four children, Chelsey, Taryn, Drayton and Brock
- Hometown: Willits, California

SUPPORT STAFF



ERICK SCHORK

**STRENGTH AND CONDITIONING COACH
1ST SEASON
SPRINGFIELD COLLEGE '95**



RESPONSIBILITIES

- Oversee the strength and conditioning program for BYU men's basketball

PRIOR TO BYU

- Assistant director of athletics for sports performance, Saint Louis University, 2014-2016
- Strength and conditioning coach for men's and women's basketball, Saint Louis University, 2007-2016
- Director of strength and conditioning, Wright State University, 2003-2007
- Assistant strength coach, Ohio State, 1997-2003
- Graduate assistant strength coach, Western Michigan, 1995-1997

CERTIFICATIONS AND OTHER EXPERIENCE

- Member of the National Strength and Conditioning Association
- Member of the Collegiate Strength and Conditioning Coaches Association
- Named a Master Strength and Conditioning Coach by CSCCa in May 2013
- Worked with the Buffalo Bills of the NFL and the Columbus Blue Jackets of the NHL

PERSONAL/FAMILY

- Wife Amy and daughter Anna



STEVE BUSHMAN
EQUIPMENT MANAGER



KYLE CHILTON
MEDIA RELATIONS



MIKE HALL
ACADEMIC ADVISOR



AUBREY REEVES
BASKETBALL OFFICE SECRETARY



TREVOR WILSON
*STUDENT ATHLETIC ACADEMIC
CENTER DIRECTOR*

MANAGERS:

JUSTIN SNOW
DAVID ALARCON
ERON BATES
SPENCER GOLDEN
TYLER GOLDEN
CHARLIE MORRIS
CONNER ROBERTSON
ADAM SWINDLEHURST
TYELOR WILSON

2016-17 ATHLETIC ADMINISTRATION



TOM HOLMOE

Director of Athletics

Tom Holmoe was named Director of Athletics at Brigham Young University on March 1, 2005. He oversees a nationally recognized program with 21 intercollegiate sports, involving more than 600 student-athletes and a 150-person staff.

A former Cougar defensive back from 1978-82, Holmoe returned to BYU in July 2001 as Associate Athletics Director for Development. As part of his responsibilities, he supervised the Cougar Club, served as the department's liaison with the LDS Foundation, served on the BYU Alumni Association Board of

Directors and worked on the capital campaign to raise funds for the University's new athletic facilities. Holmoe currently serves on the NCAA Basketball Selection Committee.

A native of La Crescenta, California, Holmoe came to BYU on a football scholarship in 1978. He became a starter as a sophomore and went on to earn first-team All-WAC honors as a senior in 1982. Holmoe was selected in the fourth round of the 1983 NFL Draft by the San Francisco 49ers. Over a seven-year NFL career, he played on three Super Bowl championship teams with the 49ers. After retiring from professional football, Holmoe returned to BYU to serve as a graduate assistant under LaVell Edwards from 1990-91. He then accepted an offer from Bill Walsh to become the Stanford secondary coach in 1992, where he remained for two seasons. In 1994, he returned to the 49ers as defensive backfield coach for two seasons, where he earned a fourth Super Bowl ring. Two years later Holmoe joined the University of California staff as defensive coordinator and later became the head coach from 1997-2001.

Holmoe graduated from BYU with a degree in zoology in 1983 and received a master's degree from BYU in athletic administration in 1995. He and his wife, Lori, have four children: Shannon Packard, Danny, Erik, and Lauren.



BRIAN SANTIAGO

SENIOR ASSOCIATE AD/OPERATIONS



LIZ DARGER

ASSOCIATE AD/SWA



DALLAN MOODY

ASSOCIATE AD/FINANCE



DUFF TITTLE

ASSOCIATE AD/COMMUNICATIONS



CHAD LEWIS


ASSOCIATE AD/COMPLIANCE

BRIGHAM YOUNG UNIVERSITY

BYU'S HISTORY

The 1875 establishment of the Brigham Young Academy offered an academically stimulating and gospel-oriented education to 29 students. The one-acre school grounds presided over by Karl G. Maeser have since developed into 560 acres and about 300 buildings. The foundation of the University thrives with the four-fold focus of being 1) spiritually strengthening, 2) intellectually enlarging, 3) character building, leading to 4) lifelong learning and service.

Brigham Young University provides an outstanding education in an atmosphere consistent with the standards and principles of its sponsor, The Church of Jesus Christ of Latter-day Saints.



BYU has a full-time enrollment of 33,360. Students come to BYU from all 50 states and more than 120 countries.

BYU MISSION STATEMENT

The mission of Brigham Young University--founded, supported and guided by The Church of Jesus Christ of Latter-day Saints--is to assist individuals in their quest for perfection and eternal life. That assistance should provide a period of intensive learning in a stimulating setting where a commitment to excellence is expected and the full realization of human potential is pursued.

All instruction, programs and services at BYU, including a wide variety of extracurricular experiences, should make their own contribution toward the balanced development of the total person. Such a broadly prepared individual will not only be capable of meeting personal challenges and change but will also bring strength to others in the tasks of home and family life, social relationships, civic duty and service to mankind.

BYU's faculty, staff, students and administrators should be anxious to make their service and scholarship available to The Church of Jesus Christ of Latter-day Saints in furthering its work worldwide. In an era of limited enrollments, BYU can continue to expand its influence both by encouraging programs that are central to the Church's purposes and by making its resources available to the Church when called upon to do so.

We believe the earnest pursuit of this institutional mission can have a strong effect on the course of higher education and will greatly enlarge Brigham Young University's influence in a world we wish to improve.

Kevin J Worthen began serving as the 13th president of Brigham Young University on May 1, 2014. He previously served as BYU's advancement vice president and as dean of its J. Reuben Clark Law School, where he was the Hugh W. Colton Professor of Law.




KEVIN J WORTHEN
UNIVERSITY PRESIDENT



MATTHEW RICHARDSON
ADVANCEMENT VICE PRESIDENT

A TOP-OF-THE-CHARTS EDUCATION

#1	<i>Accounting Program</i>	<i>Bloomberg Businessweek</i>
#1	<i>Best University to Work For</i>	<i>Forbes/Glassdoor, 2014</i>
#1	<i>Best Value Private Law School</i>	<i>National Jurist, 2015</i>
#2	<i>Undergraduate Entrepreneurship</i>	<i>Entrepreneur, 2016</i>
#2	<i>Highest Yield (admitted students who enroll)</i>	<i>U.S. News & World Report</i>
#3	<i>Master of Accountancy Program</i>	<i>Public Accounting Report</i>
#3	<i>Accounting Program</i>	<i>U.S. News & World Report, 2015</i>
#3	<i>Graduates with Least Debt</i>	<i>U.S. News & World Report, 2015</i>
#3	<i>Best Value MBA Program</i>	<i>Market Watch</i>
#5	<i>Best Colleges</i>	<i>Money, 2016</i>
#5	<i>Graduates Who Go On to Earn Doctorates</i>	<i>National Opinion Research Center</i>
#7	<i>Graduate Entrepreneurship</i>	<i>Entrepreneur, 2016</i>
#11	<i>Top Graduates, rated by recruiters</i>	<i>Wall Street Journal</i>
#16	<i>Best Value School</i>	<i>U.S. News & World Report, 2015</i>
#18	<i>Best Undergraduate Business</i>	<i>Business Week</i>
#21	<i>Best MBA Program</i>	<i>Forbes, 2015</i>
#29	<i>Study Abroad Programs</i>	<i>Department of State, 2014</i>
#38	<i>Best Law School</i>	<i>U.S. News & World Report, 2016</i>



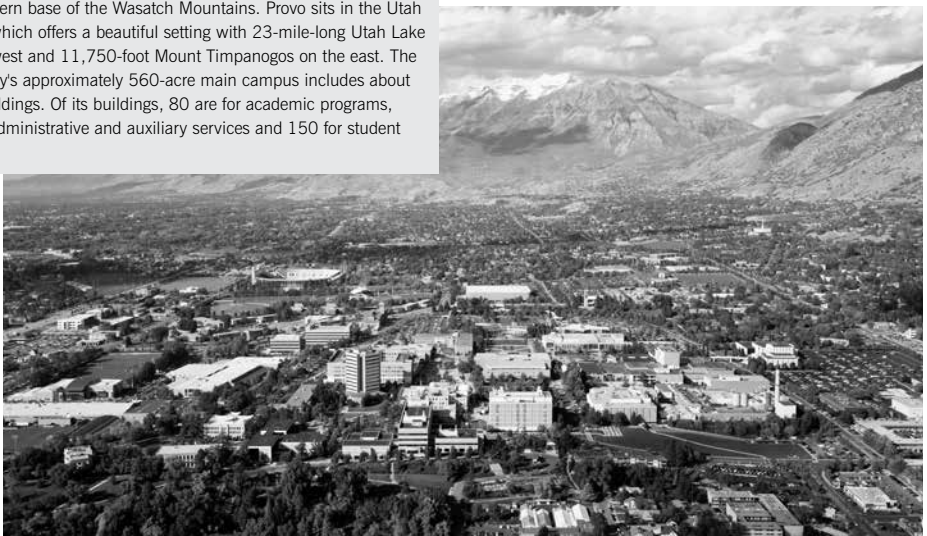
DISTINGUISHED FACULTY

Faculty members hold advanced degrees from universities around the world. Their achievements are compelling and wide-ranging as they pursue consequential research work that is making a real difference. Alleviating hunger worldwide through more efficient agriculture, finding low-pollution energy alternatives and making significant contributions to the strengthening of families are among their many pursuits. Faculty members are regularly called upon to head national and international professional organizations and to consult with corporate and governmental entities. Above all, these high-principled men and women share an unmatched devotion to bringing the best possible education to their students.

PREPARATION FOR THE FUTURE

A strong curriculum delivered by outstanding faculty is key to the academic excellence of BYU graduates. From business management to nursing, from the humanities to engineering, the University's 11 colleges -- supported by comprehensive offerings from religious education -- continue to be internationally recognized for the quality of their education and the professional preparation they provide. In addition to the challenging course work and hands-on research, numerous programs offer academic and service outreach opportunities. Study abroad centers, distance-learning courses and worldwide performing arts tours are a few of the offerings that enrich BYU's academic experience.

BYU is in Provo, Utah, a city of approximately 115,000 located 45 miles south of Salt Lake City and 4,560 feet above sea level at the western base of the Wasatch Mountains. Provo sits in the Utah Valley, which offers a beautiful setting with 23-mile-long Utah Lake on the west and 11,750-foot Mount Timpanogos on the east. The university's approximately 560-acre main campus includes about 300 buildings. Of its buildings, 80 are for academic programs, 64 for administrative and auxiliary services and 150 for student housing.





TOP 15 IN THE NATION, NO. 1 IN THE WEST IN ATTENDANCE

BYU's 18,987-seat basketball arena is truly a hoop heaven. There is no place quite like it in college basketball. Over the past 45 years, the Marriott Center has been home to the thrills and cheers of BYU basketball. With a history full of game-winning shots, conference championships and some of the nation's top attendance marks, the Marriott Center's 18,987 seats have allowed BYU fans to see plenty of excitement since the facility's opening game on Dec. 3, 1971.

The Marriott Center is named for successful Utah businessman J. Willard Marriott and is one of the largest on-campus arenas in the country. The building covers three acres and encloses eight million cubic feet.

The BYU men's basketball team has a .801 winning percentage in the Marriott Center over its 45 years. The Cougars have gone 237-28 in the Marriott Center over the past 17 seasons, boasting the nation's longest home victory streaks from 2000 to

2003 (44 games) and from 2005 to 2008 (a program-record 53 games). Under current head coach Dave Rose, the Cougars are 160-17 over the last 11 seasons.

Some great games have been played in the Marriott Center, including Danny Ainge and company's 19-point shellacking of No. 7 Utah in 1981 before the Cougars' run to the Elite Eight in the NCAA Tournament. In 2002, BYU put on an incredible run to erase a 21-point second-half deficit and defeat Utah 63-61, helping preserve a perfect 16-0 home record. The Cougars played their 500th game in the Marriott Center on Feb. 22, 2006, against league-leader San Diego State, putting together a thrilling 59-point second-half performance on the way to a 100-90 win.

In 2010 – with BYU donning pink-trimmed uniforms and pink shoes to raise awareness in the battle against cancer – Jimmer Fredette put on a show in front of a sellout crowd, scoring 36 points in an 82-69

victory over Utah. Fredette's 36 points are the most scored by a Cougar against the Utes at home in the history of the rivalry. In 2011, No. 9 BYU defeated No. 4 San Diego State behind Jimmer Fredette's heroic 43-point effort.

BYU has ranked in the top 25 nationally in paid attendance every year but four since the Marriott Center opened. The Cougars have led the nation in three seasons, finished second four times and been among the top five attendance leaders 19 times over the past 45 years. In 2010-11, BYU finished sixth in the nation in attendance and posted eight sellouts.

In 1972, 1977, 1979 and 1982, BYU hosted NCAA Regionals. The 1988 Western Athletic Conference Tournament was also held in the Marriott Center. In addition to the fans it draws for basketball, capacity crowds have filled the arena for devotionals, commencement exercises, concerts and pageants.

MARRIOTT CENTER



MARRIOTT CENTER YEARLY ATTENDANCE

Year	Games	Record	Total	Avg.	Rank
2015-16	18	16-2	264,588	14,699	14
2014-15	16	13-3	258,002	16,125	9
2013-14	15	14-1	238,131	15,875	11
2012-13	18	15-3	287,750	15,986	13
2011-12	16	13-3	246,777	15,424	12
2010-11	14	13-1	261,989	18,714	6
2009-10	16	15-1	224,460	14,029	17
2008-09	16	14-2	214,134	13,383	24
2007-08	16	16-0	216,295	13,518	21
2006-07	17	17-0	205,243	12,073	30
2005-06	15	14-1	166,037	11,069	30
2004-05	14	6-8	148,860	10,633	34
2003-04	13	13-0	198,906	15,300	11
2002-03	14	13-1	202,556	14,468	17
2001-02	16	16-0	213,952	13,372	21
2000-01	15	15-0	235,575	15,705	11
1999-00	16	14-2	247,120	15,445	13
1998-99	14	9-5	194,810	13,915	20
1997-98	14	4-10	170,901	12,207	26
1996-97	14	1-13	236,523	16,895	7
1995-96	15	11-4	269,730	17,961	6
1994-95	14	14-0	263,730	18,838	5
1993-94	16	14-2	301,995	18,875	6
1992-93	14	13-1	286,596	20,471	3
1991-92	15	14-1	264,869	17,658	5
1990-91	16	10-6	279,660	17,479	6
1989-90	15	15-0	286,779	19,119	5
1988-89	15	10-5	272,235	18,149	6
1987-88	18	16-2	363,602	20,200	5
1986-87	14	10-4	265,140	18,939	4
1985-86	16	12-4	265,158	16,572	5
1984-85	14	9-5	213,628	15,259	7
1983-84	15	14-1	321,714	21,448	3
1982-83	15	9-6	304,137	20,276	3
1981-82	16	11-5	339,586	21,224	2
1980-81	13	13-0	292,580	22,505	2
1979-80	14	12-2	300,713	21,479	2
1978-79	14	14-0	277,020	19,787	2
1977-78	13	9-4	223,216	17,171	3
1976-77	12	6-6	174,588	14,632	4
1975-76	12	7-5	168,136	14,011	3
1974-75	15	9-6	185,940	12,396	9
1973-74	10	6-4	162,510	16,251	1
1972-73	14	11-3	263,523	18,283	1
1971-72	12	12-0	261,815	21,818	1
Totals	664	532-132	11,041,209	16,628	

• The above totals reflect paid public and student attendance from 1971-72 through 1996-97. Paid public but actual student attendance is reflected from 1997-98 through the present.

AMONG THE BEST IN THE NATION

BYU has consistently ranked among the national attendance leaders, averaging 16,628 fans per game in the 45-year history of the Marriott Center. The Cougars averaged 18,714 fans in 2010-11 to rank sixth nationally, including eight sellouts. BYU outdrew the regular season conference champions of 30 of the nation's 31 conferences as well as every program in the Big Ten, the Big 12 and Pac-12 and all but one ACC school, all but two SEC teams and all but two Big East teams. Since 2009-10, BYU has ranked among the top 20 nationally and No. 1 in the West in attendance.

MARRIOTT CENTER



TOP UTAH ARENAS (CAPACITY)

1. Utah Jazz, Vivint Smart Home Arena, 19,911
2. BYU, Marriott Center, 18,987
3. Utah, Jon M. Huntsman Center, 15,000
4. The Maverick Center, 12,500
5. Weber State, Dee Events Center, 11,500
6. Utah State, Dee Glen Smith Spectrum, 10,270
7. Utah Valley, UCCU Center, 8,500
8. Southern Utah, Centrum, 5,300
9. Dixie College, Burns Arena, 4,779

MARRIOTT CENTER TOP CROWDS

Atten	Opponent	Date	BYU	Opp
23,106	Utah	Mar. 7, 1981	95	76
23,096	Wake Forest	Jan. 3, 2009	87	94
23,084	Utah	Jan. 12, 1980	89	72
23,042	Illinois	Nov. 30, 1979	76	86
23,037	Utah State	Dec. 27, 1980	104	89
23,025	Air Force	Jan. 18, 1992	66	45
23,023	UCLA	Nov. 26, 1982	82	85
23,006	Utah	Feb. 17, 1979	76	50
22,998	UNM	Feb. 25, 1978	66	71
22,987	Utah	Feb. 3, 1973	89	73
22,985	CSU	Feb. 26, 1972	105	85
22,983	Wyoming	Jan. 24, 1981	84	70
22,977	La Salle	Dec. 29, 1987	95	82
22,953	CSU	Feb. 24, 1979	66	61
22,937	UTEP	Feb. 5, 1972	57	53
22,936	Utah	Mar. 5, 1983	62	64
22,929	Utah	Jan. 15, 1982	74	51
22,918	Utah State	Jan. 7, 1978	85	84
22,893	Utah State	Jan. 22, 1972	101	82
22,891	SDSU	Feb. 3, 1979	88	80
22,889	UNLV	Dec. 5, 1981	63	66
22,812	Utah	Mar. 3, 2007	85	62
22,718	Utah	Mar. 1, 2004	70	57
22,702	CSU	Mar. 8, 2003	67	55
22,700	Air Force	Jan. 27, 2007	61	52
22,700	Air Force	March 7, 2009	54	49
22,700	Fresno State	Nov. 21, 2010	83	56
22,700	Air Force	Jan. 8, 2011	76	66
22,700	San Diego State	Jan. 26, 2011	71	58
22,700	UNLV	Feb. 5, 2011	78	64
22,700	Utah	Feb. 12, 2011	72	59
22,700	Colorado State	Feb. 23, 2011	84	76
22,700	New Mexico	Mar. 2, 2011	64	82
22,700	Wyoming	Mar. 5, 2011	102	78
22,700	Baylor	Dec. 17, 2011	83	86
22,700	Saint Mary's	Jan. 28, 2012	66	80
22,700	Portland	Feb. 25, 2012	76	66

The Marriott Center covers three acres and encloses eight million cubic feet. The roof, which is the size of two football fields placed side-by-side, is 10 stories high and is held together by 50,000 bolts. The four-million pound roof was constructed first at ground level, then raised 38 feet. There are seven locker rooms, a President's room, two reception rooms, press and interview rooms, team rooms and a training room.

During the summer of 2012, the lower-bowl bench seating on the north side of the arena was replaced with prime chair seating and a new sound system was installed in the arena. The men's and women's basketball locker rooms were renovated.

In 2015, the rest of the lower-bowl seating was replaced with prime chair seating and a new, state-of-the-art scoreboard was installed. Ground was also broken for the Marriott Center Annex, a practice facility for the men's and women's programs.

Improvements to the exterior and interior took place in 2007, including glass exterior walls and new lighting. In 2006 the original suspended floor, installed in 1971, was replaced with a Connor Uniforce floor and seismic upgrades took place. Fittingly, the last game played on the original floor featured the jersey retirement of Cougar great Kresimir Cosic, who played in BYU's first game in the Marriott Center. An additional floor upgrade was installed in 2007.

MARRIOTT CENTER ANNEX

In February 2015, BYU announced plans to construct the Marriott Center Annex. With BYU president Kevin J Worthen, director of athletics Tom Holmoe, coach Dave Rose and donors to the facility on hand, ground was broken on the facility on November 30, 2015.

"This is an exciting day for BYU basketball. Our men's and women's teams have been very successful, and this new facility will enhance both programs," Holmoe said at the ground breaking. "We would like to express our appreciation to the BYU administration, the board of trustees and the many donors who have made this project a reality, particularly Ruth and Rex Maughan who made a generous lead gift."

The annex will feature a replica of the Marriott Center floor with added shooting areas on both ends of the court. In addition, the facility will include a strength and conditioning center; a training room with hydrotherapy; office suites for men's and women's basketball; meeting rooms; team lounge and study areas; and a basketball hall of honor showcasing the history and tradition of BYU basketball.

BYU began practicing in the Marriott Center Annex in October 2016. The building is schedule to be completed in December 2016.



OPPONENT INFORMATION



ALL-TIME SERIES RECORDS

OPPONENT	G	W	L	FIRST-LAST	LAST	OPPONENT	G	W	L	FIRST-LAST	LAST
Adams State	1	1	0	2015	W	Florida	3	2	1	1959-2011	L
Air Force	66	54	12	1961-2011	W	Florida International	2	2	0	1999-2000	W
Alabama	1	0	1	1957	L	Florida State	2	1	1	1972-2012	L
Alabama-Birmingham	4	3	1	1984-2016	W	Fordham	2	2	0	1983-1985	W
Alaska	1	1	0	1980	W	Fort Lewis	1	1	0	2001	W
Arizona	38	19	19	1951-2011	W	Fresno Pacific	1	1	0	2011	W
Arizona State	49	27	22	1946-2010	W	Fresno State	18	13	5	1935-2011	W
Arkansas	1	1	0	1947	W	Georgetown	1	0	1	1984	L
Arkansas-Little Rock	1	1	0	2014	W	Georgia	3	2	1	1969-1997	L
Army	2	2	0	1965-1973	W	Georgia State	1	1	0	2012	W
Auburn	1	0	1	1998	L	Georgia Tech	1	0	1	1978	L
Baylor	10	5	5	1949-2013	L	Gila College	2	2	0	1931	W
Belmont	1	1	0	2015	W	Gonzaga	16	5	11	1949-2016	L
Beloit	1	0	1	1949	L	Hamline	1	0	1	1951	L
Boise State	13	9	4	1976-2009	L	Hartford	1	1	0	2008	W
Bowling Green	4	3	1	1949-1984	W	Harvard	2	1	1	1978-2015	L
Bradley	4	3	1	1953-2010	W	Hastings	2	2	0	1935-1938	W
BYU-Hawaii	1	1	1	2011	W	Hawaii	46	33	13	1971-2014	W
Brown	1	1	0	1988	W	Hofstra	2	2	0	1983-1984	W
Buffalo	2	2	0	2010-2011	W	Houston	6	2	4	1965-2006	L
Butler	1	0	1	1930	L	Idaho	5	3	2	1938-2001	W
California	11	4	7	1952-2005	L	Idaho State	37	31	6	1930-2010	W
Cal-Davis	2	2	0	1936	W	Illinois	5	2	3	1965-1980	W
Cal-Irvine	4	3	1	1986-2002	W	Illinois Wesleyan	1	1	0	1930	W
Cal-Santa Barbara	6	5	1	1979-2011	W	Indiana	2	0	2	1972-1973	L
Cal Poly	1	1	0	2009	W	Indiana State	3	2	1	1947-1951	W
Cal Poly Pomona	1	1	0	1981	W	Iona	1	1	0	2012	W
Cal State Fullerton	6	3	3	1972-1996	L	Iowa	2	0	2	1983-1986	L
Cal State Los Angeles	2	2	0	1952	W	Iowa State	6	0	6	1931-2013	L
Cal State Northridge	5	5	0	1992-2012	W	Jackson State	1	1	0	2007	W
Cal State Riverside	1	1	0	1999	W	James Madison	2	2	0	1990-1992	W
Cal State Sacramento	1	1	0	1993	W	John Carroll	1	1	0	1930	W
Cal State San Marcos	1	1	0	2011	W	Kansas	4	1	3	1959-1993	L
Canisius	3	3	0	1942-1946	W	Kansas State	7	3	4	1950-2010	L
Carbon College	2	2	0	1922-1943	W	Kent State	1	1	0	1960	L
Central Conn. State	1	1	0	1987	W	Kentucky	3	0	3	1951-1984	L
Central Michigan	1	1	0	2015	W	La Salle	9	3	6	1948-1992	L
Chaminade	2	2	0	2005-2014	W	Lamar	3	2	1	2006-2008	W
Chicago	1	1	0	1930	W	LaVerne	1	1	0	1936	W
Chicago State	2	2	0	1987-2011	W	Liberty	1	1	0	2007	W
Cincinnati	3	2	1	1930-2001	W	Long Beach State	11	6	5	1972-2015	L
Citadel	1	0	1	1960	L	Long Island	3	0	3	1942-1947	L
Clemson	2	0	2	1980-1990	L	Longwood	1	1	0	2011	W
Colorado	21	5	16	1937-2015	L	Louisiana State	2	1	1	1960-1992	L
Colorado College	11	5	6	1923-1936	W	Louisiana Tech	2	2	0	1998	W
Colorado Mesa	1	1	0	2013	W	Louisville	4	2	2	1960-2008	W
Colorado State College	9	8	1	1923-1938	W	Loyola (Ill.)	6	1	5	1931-1968	L
Colorado State	136	90	46	1938-2011	W	Loyola Marymount	14	10	4	1937-2016	W
Connecticut	1	0	1	2003	L	Loyola (N. Orleans)	2	1	1	1957-1959	L
Cornell	2	1	1	1965-1969	L	McNeese State	2	2	0	1977-1992	W
Creighton	10	7	3	1931-2016	W	Manhattan	3	2	1	1945-1955	L
Culver Stockton	1	1	0	1949	W	Marshall	2	1	1	1948-1951	W
Dartmouth	1	0	1	1958	L	Marquette	5	2	3	1930-2012	L
Davidson	2	2	0	1974-1976	W	Memphis (formerly State)	4	1	3	1960-2002	L
Dayton	2	2	0	1950-1959	W	Mercer	1	1	0	2013	W
Delta State	1	1	0	1947	W	Miami (Fla.)	4	2	2	1960-1989	L
Denver	70	53	17	1933-1999	W	Michigan	4	2	2	1954-1991	L
DePaul	1	0	1	1964	W	Michigan State	9	4	5	1956-2008	L
Detroit	1	1	0	1955	W	Minnesota	1	0	1	1994	L
Dixie College	7	7	0	1927-1935	W	Mississippi State	2	1	1	1994-1996	L
Drake	1	1	0	1935	W	Mississippi Valley State	2	2	0	2011-2015	W
Duke	2	1	1	1952-1992	L	Montana	30	21	9	1938-2012	W
Duquesne	2	0	2	1947-1954	L	Montana State	12	11	1	1939-1987	W
Eastern Kentucky	4	3	1	1950-2014	W	Montana State Billings	1	1	0	2005	W
Eastern New Mexico	2	2	0	2010-2012	W	Montana State College	57	28	29	1925-1941	W
Eastern Washington	3	3	0	1989-2010	W	Montana Mines	2	2	0	1928	W
East Tennessee State	1	0	1	1990	L	Morgan State	1	1	0	1996	W
Elon College	1	1	0	2000	W	Mount St. Marys	1	1	0	2013	W

ALL-TIME SERIES RECORDS

OPPONENT	G	W	L	FIRST-LAST	LAST	OPPONENT	G	W	L	FIRST-LAST	LAST
Muhlenberg	1	1	0	1948	W	South Alabama	2	1	1	2000	W
Murray State	3	2	1	1953-1955	W	South Carolina	2	1	1	1990-1993	W
Nebraska	5	4	1	1930-2010	W	South Carolina State	1	1	0	1999	W
Nevada	19	13	6	1929-2011	W	South Florida	1	1	0	2011	W
New Mexico	131	76	55	1950-2015	W	Southeastern College	1	1	0	1925	W
New Mexico State	11	3	8	1960-1976	L	Southern	1	1	0	2009	W
New Orleans	1	0	1	1987	L	Southern California	9	3	6	1933-2006	L
New York (CCNY)	3	0	3	1947-1950	L	Southern Idaho	13	10	3	1937-1946	W
New York University	1	1	0	1965	W	Southern Illinois	1	1	0	2000	W
Niagara	7	5	2	1947-1976	W	Southern Methodist	4	2	2	1986-1997	L
Nicholls State	1	1	0	1993	W	Southern Miss	1	1	0	2013	W
Northeastern	1	1	0	1988	W	Southern Utah	10	10	0	1992-2007	W
Northwestern	2	1	1	1945-1989	W	Southern Virginia	1	1	0	2014	W
North Carolina	5	0	5	1976-2008	L	Southwest Missouri	2	1	1	1985-1987	L
UNC-Charlotte	2	2	0	1988	W	Stanford	8	6	2	1969-2014	W
North Carolina State	4	0	4	1952-2005	L	Stetson	1	0	1	1990	L
North Dakota	3	2	1	1928	W	Syracuse	5	0	5	1947-2004	L
North Texas	3	3	0	1980-2013	W	TCU	22	19	3	1953-2011	W
Northern Arizona	3	2	1	1946-2012	W	Tennessee	2	0	2	1957-1980	L
Northern Iowa	1	1	0	2015	W	Tennessee State	1	1	1	2012	W
Northern Kentucky	1	1	0	2006	W	Tennessee Tech	1	1	0	1992	W
Northeast Louisiana	2	2	0	1975-1994	W	Temple	3	2	1	1942-1966	W
Northwestern State (La.)	2	1	1	1948-1994	W	Texas	6	4	2	1967-2013	W
N.W. Oklahoma State	1	1	0	1948	W	Texas-Arlington	1	1	0	1988	W
Notre Dame	8	3	5	1956-2012	L	Texas A&M	1	1	0	1972	W
Occidental	1	1	0	1929	W	Texas A&M Corpus Christi	1	1	0	2001	W
Ohio State	7	3	4	1956-1998	W	Texas Southern	1	1	0	1999	W
Oklahoma	4	2	2	1960-1992	W	UTEP	66	41	25	1966-2010	W
Oklahoma Baptist	1	1	0	1993	W	UT-San Antonio	1	1	1	2012	W
Oklahoma City	6	0	6	1955-1976	L	Texas Tech	4	3	1	1967-1996	L
Oklahoma State	7	4	3	1961-2004	W	Toledo	4	3	1	1949-2002	W
Old Dominion	1	1	0	1976	W	Tulane	1	1	0	1995	W
Ole Miss	1	0	1	2015	L	Tulsa	12	8	4	1979-2008	W
Omaha	1	1	0	1943	W	UCLA	23	11	12	1929-2010	L
Oral Roberts	5	5	0	1978-2007	W	UMass	2	1	1	2014	W
Oregon	23	9	14	1954-2014	L	UNLV	34	16	18	1981-2011	W
Oregon State	15	4	11	1927-1992	L	Utah	257	129	128	1909-2015	L
Pacific	12	7	5	1961-2016	L	Utah State	232	140	92	1905-2015	W
Penn State	4	1	3	1979-1998	L	Utah Valley	2	2	0	2005-2015	W
Pepperdine	18	10	8	1944-2016	W	Valparaiso	3	1	2	1945-2016	L
Phillips	2	1	1	1928	L	Vanderbilt	1	0	1	1957	L
Pittsburgh	1	1	0	1986	W	Vermont	1	1	0	2010	W
Portland	16	14	2	1957-2016	W	Villanova	3	1	2	1951-1984	L
Portland State	1	1	0	1978	W	Virginia	4	1	3	1981-1998	L
Prairie View A&M	2	2	0	2013	W	Virginia Commonwealth	1	1	0	1983	W
Princeton	4	4	0	1981-1992	W	Virginia Tech	4	4	0	1967-2016	W
Providence	2	2	0	1962-1983	W	Wake Forest	5	1	4	1952-2009	L
Purdue	2	1	1	1978-2014	L	Washington	19	9	10	1950-2013	W
Regis	3	3	0	1949-1951	W	Washington State	10	5	5	1946-2006	W
Rhode Island	3	1	2	1975-1978	L	Weber College	7	6	1	1938-1943	W
Rice	7	5	2	1963-2009	W	Weber State	41	31	10	1973-2015	W
Ricks College	2	2	0	1927-1940	W	West Virginia	2	1	1	1947-1973	W
Rutgers	1	0	1	1990	L	Western Carolina	1	1	0	1981	W
Saint Francis	2	1	1	1953-1969	W	Western State	11	10	1	1924-1937	W
St. Bonaventure	3	3	0	1965-2002	W	Western Kentucky	3	0	3	1946-1955	L
St. John's	8	1	7	1951-1991	L	Western Oregon	3	3	0	1946-2009	W
St. Joseph's	8	4	4	1962-1983	L	Western Washington	1	1	0	1993	W
St. Louis	4	3	1	1930-1954	L	Wichita State	8	1	7	1962-2013	L
Saint Mary's (Calif.)	20	12	8	1956-2016	W	Wisconsin	2	0	2	1931-2011	L
San Diego	14	11	3	2001-2016	W	Wisconsin-Milwaukee	1	1	0	1972	W
San Diego State	72	48	24	1941-2014	L	Wittenberg	1	0	1	1930	L
San Francisco	21	15	6	1946-2016	W	Wofford	2	2	0	1998-2011	W
San Jose State	9	8	1	1948-2007	W	Wyoming	174	105	69	1929-2011	W
Santa Clara	32	27	5	1951-2016	W	Xavier	3	2	1	1964-2007	L
Seattle	7	5	2	1963-1976	W	Yale	1	1	0	1984	W
Seton Hall	3	2	1	1950-2007	W						
Siena	1	1	0	1989	W						
Snow College	4	4	0	1929-1946	W						

OPPONENT INFORMATION

ALABAMA

Location: Tuscaloosa, Alabama
 Enrollment: 37,100
 Nickname: Crimson Tide
 Conference: SEC
 Home Arena: Coleman Coliseum
 Capacity: 37,100
 2015-16 Overall Record: 18-15
 2015-16 Conference Record: 8-10
 2016 Postseason: NIT
 Head Coach: Avery Johnson
 Alma Mater (Year): Southern (1988)
 Basketball Contact: Aaron Jordan
 Office Phone: 205-348-6084
 Email: ajordan@ia.ua.edu
 Website: rolltide.com
 Twitter: @AlabamaMBB

COASTAL CAROLINA

Location: Conway, South Carolina
 Enrollment: 10,263
 Nickname: Chanticleers
 Conference: Big South
 Home Arena: HTC Center
 Capacity: 3,212
 2015-16 Overall Record: 21-12
 2015-16 Conference Record: 12-6
 2016 Postseason: CollegenInsider.com
 Head Coach: Cliff Ellis
 Alma Mater (Year): Florida State (1968)
 Basketball Contact: Cody Bays
 Office Phone: 843-349-6467
 Email: cbays@coastal.edu
 Website: goccusports.com
 Twitter: @GoCCUsports

COLORADO

Location: Boulder, Colorado
 Enrollment: 30,200
 Nickname: Buffaloes
 Conference: Pac-12
 Home Arena: Coors Events Center
 Capacity: 11,064
 2015-16 Overall Record: 22-12
 2015-16 Conference Record: 10-8
 2016 Postseason: NCAA
 Head Coach: Tad Boyle
 Alma Mater (Year): Kansas (1985)
 Basketball Contact: Troy Andre
 Office Phone: 303-492-5626
 Email: troy.andre@colorado.edu
 Website: cubuffs.com
 Twitter: @cubuffsmmb

COPPIN STATE

Location: Baltimore, Maryland
 Enrollment: 2,684
 Nickname: Eagles
 Conference: MEAC
 Home Arena: Physical Education Complex
 Capacity: 4,100
 2015-16 Overall Record: 9-22
 2015-16 Conference Record: 6-10
 2016 Postseason: None
 Head Coach: Michael Grant
 Alma Mater (Year): Malone College (1984)
 Basketball Contact: Jason Pompey
 Office Phone: 410-951-3729
 Email: jpompey@coppin.edu
 Website: coppinstatesports.com
 Twitter: @coppinsports

CSU BAKERSFIELD

Location: Bakersfield, California
 Enrollment: 9,230
 Nickname: Roadrunners
 Conference: WAC
 Home Arena: Icardo Center
 Capacity: 3,800
 2015-16 Overall Record: 24-9
 2015-16 Conference Record: 11-3
 2016 Postseason: NCAA
 Head Coach: Rod Barnes
 Alma Mater (Year): Mississippi (1988)
 Basketball Contact: Corey Costelloe
 Office Phone: 661-654-6071
 Email: mds Skinner@adams.edu
 Website: gorunners.com
 Twitter: @CSUBAthletics

GONZAGA

Location: Spokane, Washington
 Enrollment: 7,614
 Nickname: Bulldogs
 Conference: WCC
 Home Arena: McCarthy Athletic Center
 Capacity: 6,000
 2015-16 Overall Record: 28-8
 2015-16 Conference Record: 15-3
 2016 Postseason: NCAA
 Head Coach: Mark Few
 Alma Mater (Year): Oregon (1987)
 Basketball Contact: Barrett Henderson
 Office Phone: 509-313-4288
 Email: hendersonb@gonzaga.edu
 Website: gozags.com
 Twitter: @ZagMBB

IDAHO STATE

Location: Pocatello, Idaho
 Enrollment: 13,569
 Nickname: Bengals
 Conference: Big Sky
 Home Arena: Holt Arena
 Capacity: 8,000
 2015-16 Overall Record: 16-15
 2015-16 Conference Record: 11-7
 2016 Postseason: None
 Head Coach: Bill Evans
 Alma Mater (Year): Southern Utah (1972)
 Basketball Contact: Steve Schaack
 Office Phone: 208-282-2621
 Email: schaste4@isu.edu
 Website: isubengals.com
 Twitter: @IdahoStateBBall

ILLINOIS

Location: Champaign, Illinois
 Enrollment: 44,087
 Nickname: Illini
 Conference: Big 10
 Home Arena: State Farm Center
 Capacity: 16,618
 2015-16 Overall Record: 15-19
 2015-16 Conference Record: 5-13
 2016 Postseason: None
 Head Coach: John Groce
 Alma Mater (Year): Taylor (1994)
 Basketball Contact: Derrick Burson
 Office Phone: 217-333-0933
 Email: burson@illinois.edu
 Website: fightingillini.com
 Twitter: @IlliniMBB

LOYOLA MARYMOUNT

Location: Los Angeles, California
 Enrollment: 9,295
 Nickname: Lions
 Conference: WCC
 Home Arena: Gersten Pavilion
 Capacity: 4,156
 2015-16 Overall Record: 14-17
 2015-16 Conference Record: 6-12
 2016 Postseason: None
 Head Coach: Mike Dunlap
 Alma Mater (Year): LMU (1980)
 Basketball Contact: John Shaffer
 Office Phone: 310-338-7643
 Email: jshaffer@lmu.edu
 Website: lmulions.com
 Twitter: @LmuHoops

PACIFIC

Location: Stockton, California
 Enrollment: 6,281
 Nickname: Tigers
 Conference: WCC
 Home Arena: Alex G. Spanos Center
 Capacity: 6,150
 2015-16 Overall Record: 8-20
 2015-16 Conference Record: 6-12
 2016 Postseason: None
 Head Coach: Damon Stoudamire
 Alma Mater (Year): Arizona (2008)
 Basketball Contact: Kevin Wilkinson
 Office Phone: 209-946-2479
 Email: kwilkinson1@pacific.edu
 Website: pacifictigers.com
 Twitter: @PacificMensBB

PEPPERDINE

Location: Malibu, California
 Enrollment: 7,632
 Nickname: Waves
 Conference: WCC
 Home Arena: Firestone Fieldhouse
 Capacity: 3,104
 2015-16 Overall Record: 18-14
 2015-16 Conference Record: 10-8
 2016 Postseason: CBI
 Head Coach: Marty Wilson
 Alma Mater (Year): Pepperdine (1989)
 Basketball Contact: Roger Horne
 Office Phone: 310-506-4455
 Email: roger.horne@pepperdine.edu
 Website: pepperdinewaves.com
 Twitter: @PeppBasketball

PORTLAND

Location: Portland, Oregon
 Enrollment: 4,250
 Nickname: Pilots
 Conference: WCC
 Home Arena: Chiles Center
 Capacity: 4,852
 2015-16 Overall Record: 12-20
 2015-16 Conference Record: 6-12
 2016 Postseason: None
 Head Coach: Terry Porter
 Alma Mater (Year): Wisconsin-Stevens Point (1993)
 Basketball Contact: Jason Brough
 Office Phone: 503-943-8439
 Email: brough@up.edu
 Website: portlandpilots.com
 Twitter: @PilotHoops

OPPONENT INFORMATION

PRINCETON

Location: Princeton, N.J.
 Enrollment: 8,138
 Nickname: Tigers
 Conference: Ivy League
 Home Arena: Jadwin Gymnasium
 Capacity: 6,854
 2015-16 Overall Record: 22-7
 2015-16 Conference Record: 12-2
 2016 Postseason: NIT
 Head Coach: Travis Ford
 Alma Mater (Year): Kentucky (1994)
 Basketball Contact: Andrew Borders
 Office Phone: 609-258-5744
 Email: aborders@princeton.edu
 Website: goprincetontigers.com
 Twitter: @PUTIGERS

SAINT LOUIS

Location: St. Louis, Missouri
 Enrollment: 12,914
 Nickname: Billikens
 Conference: Atlantic 10
 Home Arena: Chaifetz Arena
 Capacity: 10,600
 2015-16 Overall Record: 11-21
 2015-16 Conference Record: 5-13
 2016 Postseason: None
 Head Coach: Travis Ford
 Alma Mater (Year): Kentucky (1994)
 Basketball Contact: Brian Kunderman
 Office Phone: 314-977-3346
 Email: bkunderm@slu.edu
 Website: slubillikens.com
 Twitter: @SaintLouisMBB

SAINT MARY'S

Location: Moraga, California
 Enrollment: 4,030
 Nickname: Gaels
 Conference: WCC
 Home Arena: McKeon Pavilion
 Capacity: 3,500
 2015-16 Overall Record: 29-6
 2015-16 Conference Record: 15-3
 2016 Postseason: NIT
 Head Coach: Randy Bennett
 Alma Mater (Year): UC San Diego (1986)
 Basketball Contact: Mark Rivera
 Office Phone: 925-631-4950
 Email: mtr6@stmarys-ca.edu
 Website: smcgaels.com
 Twitter: @smcgaels

SAN DIEGO

Location: San Diego, California
 Enrollment: 8,251
 Nickname: Toreros
 Conference: WCC
 Home Arena: Jenny Craig Pavilion
 Capacity: 5,100
 2015-16 Overall Record: 9-21
 2015-16 Conference Record: 4-14
 2016 Postseason: None
 Head Coach: Lamont Smith
 Alma Mater (Year): San Diego (1998)
 Basketball Contact: Ted Gosen
 Office Phone: 619-260-4745
 Email: tgoen@sandiego.edu
 Website: usdtoreros.com
 Twitter: @USDmbb

SAN FRANCISCO

Location: San Francisco, California
 Enrollment: 10,172
 Nickname: Dons
 Conference: WCC
 Home Arena: War Memorial at The Sobrato Center
 Capacity: 4,200
 2015-16 Overall Record: 15-15
 2015-16 Conference Record: 8-10
 2016 Postseason: None
 Head Coach: Kyle Smith
 Alma Mater (Year): Hamilton (1992)
 Basketball Contact: Jim Young
 Office Phone: 415-422-6162
 Email: jfyoung@usfca.edu
 Website: usfdons.com
 Twitter: @USFDonsMBB

SANTA CLARA

Location: Santa Clara, California
 Enrollment: 9,015
 Nickname: Broncos
 Conference: WCC
 Home Arena: Leavey Center
 Capacity: 4,700
 2015-16 Overall Record: 11-20
 2015-16 Conference Record: 7-11
 2016 Postseason: None
 Head Coach: Herb Sendek
 Alma Mater (Year): Carnegie Mellon (1985)
 Basketball Contact: Shawn Nestor
 Office Phone: 408-554-2114
 Email: snestor@scu.edu
 Website: santaclarabroncos.com
 Twitter: @SCUBroncos

USC

Location: Los Angeles, California
 Enrollment: 43,000
 Nickname: Trojans
 Conference: Pac-12
 Home Arena: Galen Center
 Capacity: 10,258
 2015-16 Overall Record: 21-13
 2015-16 Conference Record: 9-9
 2016 Postseason: NCAA
 Head Coach: Andy Enfield
 Alma Mater (Year): Johns Hopkins (1991)
 Basketball Contact: David Tuttle
 Office Phone: 213-740-3806
 Email: davidtut@usc.edu
 Website: usctrojans.com
 Twitter: @USC Hoops

UTAH STATE

Location: Logan, Utah
 Enrollment: 25,259
 Nickname: Aggies
 Conference: Mountain West
 Home Arena: Dee Glen Smith Spectrum
 Capacity: 10,270
 2015-16 Overall Record: 16-15
 2015-16 Conference Record: 7-11
 2016 Postseason: None
 Head Coach: Tim Duryea
 Alma Mater (Year): North Texas (1988)
 Basketball Contact: Kyle Cottam
 Office Phone: 435-797-2066
 Email: kyle.cottam@usu.edu
 Website: utahstateaggies.com
 Twitter: @AggieHoops

UTAH VALLEY

Location: Orem, Utah
 Enrollment: 33,211
 Nickname: Wolverines
 Conference: WAC
 Home Arena: UCCU Center
 Capacity: 8,500
 2015-16 Overall Record: 12-18
 2015-16 Conference Record: 6-8
 2016 Postseason: None
 Head Coach: Mark Pope
 Alma Mater (Year): Kentucky (1996)
 Basketball Contact: Jason Erickson
 Office Phone: 801-863-5451
 Email: Jason.Erickson@uvu.edu
 Website: wolverinegreen.com
 Twitter: @UVUbasketball

VALPARAISO

Location: Valparaiso, Indiana
 Enrollment: 4,500
 Nickname: Crusaders
 Conference: Horizon League
 Home Arena: Athletics-Recreation Center
 Capacity: 5,000
 2015-16 Overall Record: 30-7
 2015-16 Conference Record: 16-2
 2016 Postseason: NIT
 Head Coach: Matt Lottich
 Alma Mater (Year): Stanford (2004)
 Basketball Contact: Aaron Leavitt
 Office Phone: 219-464-6953
 Email: Aaron.Leavitt@valpo.edu
 Website: valpoathletics.com
 Twitter: @ValpoBasketball

WEBER STATE

Location: Ogden, Utah
 Enrollment: 25,955
 Nickname: Wildcats
 Conference: Big Sky
 Home Arena: Dee Events Center
 Capacity: 12,000
 2015-16 Overall Record: 26-9
 2015-16 Conference Record: 15-3
 2016 Postseason: NCAA
 Head Coach: Randy Rahe
 Alma Mater (Year): Buena Vista (1982)
 Basketball Contact: Paul Grua
 Office Phone: 801-626-7414
 Email: pgrua@weber.edu
 Website: weberstatesports.com
 Twitter: @WeberStateMBB

SERIES VS. 2016-17 OPPONENTS



ALABAMA

Overall Series Record: Alabama leads 1-0
 BYU Record at Alabama: 0-1
 12-30-57 at Alabama 74-77 L



COASTAL CAROLINA

First Meeting



COLORADO

Overall Series Record: Colorado leads 17-6
 BYU Record in Provo: 6-6
 BYU Record at Colorado: 0-11
 BYU Record at Neutral Sites: 0-0

3-28-03	Colorado	23-15	W
4-2-03	Colorado	10-16	L
1-15-38	at Colorado	37-54	L
1-29-38	Colorado	49-55	L
1-13-39	at Colorado	33-44	L
2-7-39	Colorado	35-34	W
1-13-40	Colorado	47-75	L
3-1-40	at Colorado	43-64	L
1-18-41	at Colorado	31-34	L
2-14-41	Colorado	45-50	L
2-14-42	Colorado	49-52	L
2-28-42	at Colorado	35-52	L
1-20-45	at Colorado	36-55	L
2-13-45	Colorado	60-58	W
2-16-46	Colorado	53-65	L
3-4-46	at Colorado	42-60	L
1-17-47	at Colorado	44-56	L
2-21-47	Colorado	47-36	W
12-4-54	at Colorado	66-88	L
12-6-54	at Colorado	46-65	L
12-16-55	Colorado	70-53	W
12-17-55	Colorado	84-53	W
12-12-15	at Colorado	83-92	L



COPPIN STATE

First Meeting



CSU BAKERSFIELD

First Meeting



GONZAGA

Overall Series Record: Gonzaga leads 11-5
 BYU Record in Provo: 2-3
 BYU Record at Gonzaga: 2-3
 BYU Record at Neutral Sites: 1-5
 12-16-49 vs. Gonzaga# 41-46 L
 3-19-11 vs. Gonzaga ^ 89-67 W

2-2-12	Gonzaga	83-73	W
2-23-12	at Gonzaga	63-74	L
3-3-12	vs. Gonzaga*	58-77	L
1-24-13	at Gonzaga	63-83	L
2-28-13	at Gonzaga	65-70	L
1-25-14	at Gonzaga	69-84	L
2-20-14	Gonzaga	73-65	W
3-11-14	vs. Gonzaga*	64-75	L
12-27-14	Gonzaga	80-87	L
2-28-15	at Gonzaga	73-70	W
3-10-15	vs. Gonzaga*	75-91	L
1-14-16	at Gonzaga	69-68	W
2-27-16	Gonzaga	68-71	L
3-7-16	vs. Gonzaga*	84-88	L

*WCC Championships
 #Los Angeles Invitational ^ NCAA



IDAHO STATE

Overall Series Record: BYU leads 32-6
 BYU Record in Provo: 13-2
 BYU Record at Idaho State: 16-4
 BYU Record at Neutral Sites: 3-0

12-15-44	at Idaho State	35-45	L
12-16-44	at Idaho State	45-33	W
12-10-45	vs. Idaho State	58-47	W
12-11-45	at Idaho State	54-46	W
12-14-46	Idaho State	50-39	W
11-26-48	at Idaho State	58-43	W
11-27-48	at Idaho State	52-46	W
12-2-49	at Idaho State	67-44	W
12-3-49	at Idaho State	83-56	W
11-28-52	at Idaho State	69-44	W
11-29-52	at Idaho State	65-47	W
12-4-53	Idaho State	70-59	W
12-5-93	Idaho State	63-50	W
3-16-57	vs. Idaho State ^	65-54	W
12-1-73	Idaho State	83-82	W
11-26-76	Idaho State	102-84	W
12-3-77	at Idaho State	87-94	L
1-11-81	Idaho State	77-71	W
1-11-03	Idaho State	77-58	W
12-29-03	vs. Idaho State*	90-66	W
11-18-06	Idaho State	84-78	W
11-14-07	Idaho State	90-69	W
11-29-08	at Idaho State	85-65	W
11-17-09	Idaho State	87-53	W

*Cable Car Classic
 ^ NCAA tournament



ILLINOIS

Overall Series Record: Illinois leads 3-2
 BYU Record in Provo: 1-1
 BYU Record at Illinois: 0-2
 BYU Record at Neutral Sites: 1-0

12-3-65	Illinois	109-98	W
12-14-67	at Illinois	55-63	L
12-16-77	at Illinois	74-81	L
11-30-79	Illinois	76-86	L
12-19-80	vs. Illinois*	80-75	W

*Volunteer Classic



LOYOLA MARYMOUNT

Overall Series Record: BYU leads 10-4
 BYU Record in Provo: 5-2
 BYU Record at LMU: 4-2
 BYU Record at Neutral Sites: 1-0

12-30-36	at LMU	32-35	L
11-18-05	LMU	71-83	L
1-3-08	LMU	91-62	W
1-5-12	at LMU	73-65	W
1-19-12	LMU	68-82	L
1-3-13	LMU	92-51	W
3-2-13	at LMU	73-70	W
12-28-13	at LMU	76-87	L
1-11-14	LMU	91-68	W
3-8-14	vs. LMU*	85-74	W
1-10-15	LMU	85-72	W
2-7-15	at LMU	87-68	W
1-21-16	at LMU	91-80	W
1-28-16	LMU	87-62	W

*WCC Tournament



PACIFIC

Overall Series Record: BYU leads 7-5
 BYU Record in Provo: 3-2
 BYU Record at Pacific: 3-2
 BYU Record at Neutral Sites: 1-1

12-22-61	Pacific	69-67	W
3-20-71	vs. Pacific#	81-84	L
12-4-75	at Pacific	66-71	L
12-6-75	at Pacific	89-62	W
12-1-84	vs. Pacific*	72-63	W
11-30-96	Pacific	58-80	L
1-30-14	Pacific	88-78	W
2-13-14	at Pacific	82-89	L
1-15-15	at Pacific	93-80	W
2-14-15	Pacific	84-59	W
1-2-16	at Pacific	81-67	W
2-6-16	Pacific	72-77	L

#NCAA (Salt Lake City)
 *Stanford Invitational



PEPPERDINE

Overall Series Record: BYU leads 10-8
 BYU Record in Provo: 7-2
 BYU Record at Pepperdine: 3-4
 BYU Record at Neutral Sites: 0-2

12-29-44	vs. Pepperdine	51-56	L
12-15-49	vs. Pepperdine*	39-45	L
12-14-85	Pepperdine ^	73-83	L
12-13-97	Pepperdine ^	53-52	W
1-5-02	at Pepperdine(OT)	79-82	L
1-2-03	Pepperdine	84-68	W
12-15-07	Pepperdine	86-67	W
11-18-08	at Pepperdine	82-53	W
1-21-12	at Pepperdine	77-64	W
2-11-12	Pepperdine	86-48	W
1-10-13	Pepperdine	76-51	W
1-31-13	at Pepperdine	63-61	W
12-30-13	at Pepperdine	74-80	L

SERIES VS. 2016-17 OPPONENTS

1-9-14	Pepperdine	84-72	W
1-8-15	Pepperdine	61-67	L
2-5-15	at Pepperdine	74-80	L
1-23-16	at Pepperdine	65-71	L
1-30-16	Pepperdine	88-77	W

*Los Angeles Invitational ^ Cougar Classic



PRINCETON

Overall Series Record: BYU leads 4-0			
BYU Record in Provo: 2-0			
BYU Record at Princeton: 1-0			
BYU Record at Neutral Sites: 1-0			
3-12-81	vs. Princeton*	60-51	W
12-18-81	at Princeton	39-38	W
12-31-82	Princeton	51-32	W
12-14-91	Princeton	65-59	W

*NCAA tournament



PORTLAND

Overall Series Record: BYU leads 14-2			
BYU Record in Provo: 8-0			
BYU Record at Portland: 5-2			
BYU Record at Neutral Sites: 1-0			
12-14-57	Portland	63-54	W
12-3-58	at Portland	77-72	W
11-22-06	Portland	79-50	W
12-1-07	at Portland	78-54	W
12-13-08	Portland	91-76	W
2-4-12	at Portland	79-60	W
2-25-12	Portland	76-66	W
1-26-13	at Portland	85-67	W
2-16-13	Portland	86-72	W
1-23-14	at Portland	110-114	L
2-22-14	Portland	89-72	W
12-29-14	Portland	97-88	W
2-26-15	at Portland	82-69	W
3-9-15	vs. Portland*	84-70	W
1-16-16	at Portland	81-84	L
2-25-16	Portland	99-81	W

*WCC Tournament



SAINT LOUIS

Overall Series Record: BYU leads 3-1			
BYU Record in Provo: 1-0			
BYU Record at Saint Louis: 1-1			
BYU Record at Neutral Sites: 1-0			
12-31-30	at Saint Louis	37-32	W
3-12-51	vs. Saint Louis*	75-58	W
12-22-52	Saint Louis	86-69	W
1-5-54	at Saint Louis	74-86	L

*NIT



SAINT MARY'S

Overall Series Record: BYU leads 12-8			
BYU Record in Provo: 9-3			
BYU Record at Saint Mary's: 2-5			
BYU Record at Neutral Sites: 1-0			
2-7-53	at Saint Mary's	78-50	W

1-26-57	Saint Mary's	69-65	W
12-22-58	Saint Mary's	72-67	W
12-10-66	Saint Mary's	108-57	W
12-13-80	Saint Mary's*	95-76	W
12-10-83	Saint Mary's*	106-74	W
12-10-88	Saint Mary's*	69-70	L
1-2-04	Saint Mary's	70-55	W
1-4-05	at Saint Mary's	51-72	L
11-27-10	vs. Saint Mary's^	74-73	W
12-29-11	at Saint Mary's	82-98	L
1-28-12	Saint Mary's	66-80	L
1-16-13	Saint Mary's	69-70	L
2-21-13	at Saint Mary's	57-64	L
2-1-14	Saint Mary's	84-71	W
2-15-14	at Saint Mary's	60-57	W
1-17-15	at Saint Mary's	74-77	L
2-12-15	Saint Mary's	82-60	W
12-31-15	at Saint Mary's	74-85	L
2-4-16	Saint Mary's	70-59	W

*Cougar Classic ^ South Padre Invitational



SAN DIEGO

Overall Series Record: BYU leads 11-3			
BYU Record in Provo: 6-0			
BYU Record at San Diego: 4-2			
BYU Record at Neutral Sites: 1-1			
11-17-01	at San Diego	70-59	W
12-11-02	San Diego	64-49	W
12-31-11	San Diego	88-52	W
1-16-12	at San Diego	82-63	W
3-2-12	vs. San Diego*	73-68	W
1-19-13	San Diego	74-57	W
2-7-13	at San Diego	68-74	L
3-8-13	vs. San Diego*	69-72	L
1-4-14	San Diego	87-53	W
3-1-14	at San Diego	78-70	W
1-24-15	at San Diego	74-77	L
2-19-15	San Diego	75-62	W
2-18-16	at San Diego	69-67	W
2-20-16	San Diego	91-33	W

*WCC Championships



SAN FRANCISCO

Overall Series Record: BYU leads 15-6			
BYU Record in Provo: 7-1			
BYU Record at San Francisco: 5-4			
BYU Record at Neutral Sites: 3-1			
12-20-46	vs. San Francisco+	45-36	W
12-12-52	San Francisco	53-52	W
12-22-53	San Francisco	68-61	W
12-13-68	at San Francisco*	75-79	L
12-13-74	at San Francisco	84-103	L
3-10-79	vs. San Francisco#	63-86	L
11-30-00	at San Francisco	70-80	L
1-2-02	San Francisco	65-51	W
12-23-02	at San Francisco	72-84	L
12-5-09	vs. San Francisco~	69-43	W
1-7-12	San Francisco	81-56	W
2-16-12	at San Francisco	85-84	W
1-5-13	at San Francisco	80-76	W
2-9-13	San Francisco	87-99	L
1-16-14	at San Francisco	83-76	W
2-8-14	San Francisco	68-63	W
3-10-14	vs. San Francisco^	79-77	W

1-3-15	at San Francisco	99-68	W
1-29-15	San Francisco	78-74	W
1-9-16	San Francisco	102-92	W
2-11-16	at San Francisco	114-89	W

+ Reno Tournament * Cable Car Classic
NCAA (Tucson) ~ at EnergySolutions Arena
^ WCC Tournament



SANTA CLARA

Overall Series Record: BYU leads 27-5			
BYU Record in Provo: 14-2			
BYU Record at Santa Clara: 10-3			
BYU Record at Neutral Sites: 3-0			
12-21-51	Santa Clara	64-59	W
12-22-51	Santa Clara	66-61	W
2-8-53	at Santa Clara	64-72	L
12-19-58	Santa Clara	80-59	W
12-20-58	Santa Clara	75-65	W
12-8-61	at Santa Clara	53-64	L
12-9-61	at Santa Clara	55-72	L
12-18-64	Santa Clara	102-82	W
12-19-64	Santa Clara	109-80	W
12-17-65	at Santa Clara	103-85	W
12-18-65	at Santa Clara	87-79	W
12-22-67	Santa Clara	75-80	L
12-23-67	Santa Clara	91-46	W
12-22-70	at Santa Clara+	68-67	W
12-1-72	Santa Clara	84-73	W
12-2-72	Santa Clara	64-66	L
12-30-86	at Santa Clara#	77-66	W
12-30-94	vs. Santa Clara#	76-55	W
12-30-03	at Santa Clara#	68-66	W
12-31-04	Santa Clara	87-74	W
1-14-12	Santa Clara	95-78	W
2-18-12	at Santa Clara	82-67	W
1-12-13	at Santa Clara	82-64	W
2-2-13	Santa Clara	96-79	W
1-18-14	at Santa Clara	91-81	W
2-6-14	Santa Clara	89-67	W
1-1-15	at Santa Clara	81-46	W
1-31-15	Santa Clara	78-57	W
3-7-15	vs. Santa Clara*	78-76	W
1-7-16	Santa Clara	97-61	W
2-13-16	at Santa Clara	96-62	W
3-5-16	vs. Santa Clara*	72-60	W

+ Rainbow Classic
Cable Car Classic
* WCC Tournament



USC

Overall Series Record: BYU leads 3-6			
BYU Record in Provo: 2-0			
BYU Record at USC: 1-4			
BYU Record at Neutral Sites: 2-0			
12-22-33	vs. USC	33-36	L
12-12-59	at USC	61-79	L
12-7-63	at USC	74-67	W
11-30-68	USC	95-86	W
12-11-70	at USC	65-101	L
12-23-00	vs. USC*	67-70	L
12-13-03	USC	85-61	W
12-4-04	at USC	82-87	L
12-3-05	at USC	68-74	L

*Yahoo! Sports Invitational

SERIES VS. 2016-17 OPPONENTS



UTAH STATE

Overall Series Record: BYU leads 140-92

BYU Record in Provo: 85-32

BYU Record in Logan: 53-60

BYU Record at Neutral Sites: 2-0

2-23-06	at Utah State	21-14	W	2-15-30	at Utah State	41-55	L	1-15-55	Utah State	58-62	L
3-3-06	Utah State	19-11	W	1-30-31	at Utah State	59-61	L	2-17-55	at Utah State	71-76	L
2-16-07	Utah State	44-11	W	1-31-31	at Utah State	45-39	W	1-28-56	at Utah State	56-63	L
3-1-07	at Utah State	23-12	W	2-20-31	Utah State	61-51	W	2-9-56	Utah State	92-62	W
1-18-08	at Utah State	29-16	W	2-21-31	Utah State	53-40	W	1-18-57	at Utah State	75-76	L
2-1-08	Utah State	43-19	W	1-22-32	Utah State (OT)	45-47	L	1-25-57	Utah State	93-76	W
2-6-09	at Utah State	37-13	W	1-23-32	Utah State	40-37	W	1-31-58	at Utah State	67-55	W
1-15-10	at Utah State	40-20	W	2-26-32	at Utah State	39-32	W	2-15-58	Utah State	69-66	W
2-18-10	Utah State	47-31	W	2-27-32	at Utah State	63-50	W	1-30-59	Utah State	77-54	W
2-4-11	at Utah State	29-19	W	1-27-33	at Utah State	33-40	L	2-14-59	at Utah State	67-74	L
2-18-11	Utah State	37-21	W	1-28-33	at Utah State	59-44	W	1-29-60	at No. 9 USU	53-84	L
2-3-12	Utah State	36-17	W	2-24-33	Utah State	37-30	W	2-13-60	No. 7 Utah State	64-75	L
2-9-12	at Utah State	37-16	W	2-25-33	Utah State	48-36	W	1-27-61	Utah State	75-57	W
2-15-13	at Utah State	33-23	W	1-12-34	Utah State	57-34	W	2-13-61	at Utah State	73-94	L
3-1-13	Utah State	20-29	L	1-13-34	Utah State	42-35	W	1-26-62	at Utah State	69-88	L
2-21-14	Utah State	41-21	W	2-16-34	at Utah State	48-37	W	2-10-62	Utah State	70-80	L
3-6-14	at Utah State	28-19	W	2-17-34	at Utah State	35-43	L	1-5-63	at Utah State	58-69	L
2-13-15	Utah State	29-21	W	1-25-35	at Utah State	39-38	W	1-26-63	Utah State	67-70	L
2-26-15	at Utah State	31-23	W	1-26-35	at Utah State	27-41	L	1-25-64	at Utah State	90-105	L
2-12-16	Utah State	42-17	W	2-8-35	Utah State (OT)	47-48	L	1-31-64	Utah State	73-90	L
2-26-16	at Utah State	23-37	L	2-9-35	Utah State	40-39	W	1-9-65	at Utah State	99-90	W
2-17-17	Utah State	43-22	W	2-7-36	Utah State	35-36	L	2-6-65	Utah State	89-80	W
3-8-17	at Utah State	34-27	W	2-8-36	Utah State	33-37	L	1-22-66	Utah State	115-81	W
3-1-19	Utah State	23-26	L	2-21-36	at Utah State	39-32	W	2-11-66	at Utah State	96-88	W
1-31-20	at Utah State	27-55	L	2-22-36	at Utah State	41-51	L	1-6-67	Utah State	92-66	W
1921	at Utah State	43-45	L	1-15-37	Utah State	31-40	L	2-4-67	at Utah State	88-113	L
1921	Utah State	30-28	W	1-16-37	Utah State	49-35	W	1-6-68	Utah State	104-98	W
1922	Utah State	39-22	W	2-12-37	at Utah State	55-45	W	2-1-68	at Utah State	118-103	W
1922	at Utah State	34-36	L	2-13-37	at Utah State	38-47	L	1-11-69	at Utah State	84-91	L
2-2-23	at Utah State	19-55	L	1-21-38	at Utah State	53-60	L	1-30-69	Utah State	113-82	W
2-3-23	at Utah State	30-36	L	2-25-38	Utah State	58-50	W	1-15-70	at Utah State	94-97	L
2-23-23	Utah State	22-23	L	1-7-39	Utah State	46-54	L	3-4-70	No. 18 USU	73-86	L
2-24-23	Utah State	37-26	W	3-4-39	at Utah State	38-53	L	12-19-70	No. 15 USU	111-83	W
2-8-24	Utah State	36-43	L	2-10-40	at Utah State	35-55	L	1-23-71	at No. 12 USU	70-72	L
2-9-24	Utah State	38-21	W	2-17-40	Utah State	49-43	W	3-13-71	at No. 16 USU	91-82	W
2-22-24	at Utah State	30-27	W	1-10-41	Utah State	66-34	W	12-22-71	at Utah State	87-84	W
2-23-24	at Utah State	32-25	W	3-8-41	at Utah State	47-48	L	1-22-72	Utah State	101-82	W
1-23-25	at Utah State	29-26	W	1-10-42	at Utah State	54-24	W	12-16-72	Utah State	88-80	W
1-24-25	at Utah State	22-42	L	2-21-42	Utah State	57-52	W	1-20-73	at Utah State	79-69	W
2-13-25	Utah State	48-36	W	1-15-43	at Utah State	38-43	L	12-22-73	Utah State	86-87	W
2-14-25	Utah State	24-23	W	1-16-43	at Utah State	58-41	W	1-19-74	at Utah State	86-93	L
1-29-26	Utah State	31-49	L	2-19-43	Utah State	44-38	W	12-28-74	Utah State	79-83	L
1-30-26	Utah State	36-32	W	2-20-43	Utah State	63-59	W	2-1-75	at Utah State	84-92	L
2-26-26	Utah State	52-43	W	2-3-45	Utah State	50-41	W	12-17-75	at Utah State	76-87	L
2-27-26	Utah State	34-36	L	3-7-45	at Utah State	64-37	W	1-10-76	Utah State	73-75	L
1-21-27	at Utah State	47-50	L	1-12-46	at Utah State	47-29	W	12-4-76	at USU (OT)	93-95	L
1-22-27	at Utah State	34-62	L	2-23-46	Utah State	64-48	W	1-8-77	Utah State	85-77	W
3-4-27	Utah State	38-44	L	2-22-47	Utah State	62-40	W	12-21-77	at Utah State	89-91	L
3-5-27	Utah State	35-42	L	3-4-47	at Utah State	49-52	L	1-7-78	Utah State (2OT)	85-84	W
2-10-28	Utah State	49-34	W	1-31-48	Utah State	66-47	W	12-6-78	Utah State	99-80	W
2-11-28	Utah State	31-39	L	2-28-48	at Utah State	65-68	L	1-6-79	at Utah State	68-84	L
2-19-28	at Utah State	41-52	L	1-21-49	Utah State	60-51	W	12-22-79	at Utah State	89-84	W
2-19-28	at Utah State	42-48	L	1-22-49	Utah State	64-56	W	2-12-80	Utah State	84-83	W
1-1-29	at Utah State	53-45	W	2-11-49	at Utah State	54-58	L	12-6-80	at Utah State	82-79	W
2-2-29	at Utah State	46-34	W	2-12-49	at Utah State	67-54	W	12-27-80	Utah State	104-89	W
3-1-29	Utah State	49-45	W	1-21-50	Utah State	71-41	W	12-8-81	at Utah State	51-43	W
3-2-29	Utah State	50-52	L	1-23-50	at Utah State	48-47	W	12-26-81	Utah State	74-79	L
1-17-30	Utah State	37-39	L	2-24-50	at Utah State	60-46	W	11-30-82	Utah State	69-75	L
1-18-30	Utah State	53-37	W	2-25-50	Utah State	63-35	W	12-14-82	at Utah State	68-80	L
2-14-30	at Utah State	49-36	W	1-12-51	at Utah State	72-59	W	11-26-83	at Utah State	78-90	L
				1-13-51	at Utah State	68-72	L	12-9-83	Utah State*	81-83	L
				2-2-51	Utah State	83-57	W	12-4-84	Utah State	93-97	L
				2-3-51	Utah State	51-42	W	12-11-84	at USU (OT)	91-92	L
				2-1-52	at Utah State	40-57	L	12-3-85	at Utah State	80-82	L
				2-15-52	Utah State	69-67	W	12-10-85	Utah State	76-88	L
				1-3-53	at Utah State	72-66	W	12-3-86	Utah State	100-86	W
				1-31-53	Utah State	77-60	W	12-16-86	at Utah State	97-93	W
				1-14-54	at Utah State	68-73	L	12-1-87	at Utah State	96-92	W
				1-23-54	Utah State	75-63	W	12-19-87	USU (OT)	121-112	W

SERIES VS. 2016-17 OPPONENTS

12-17-88	Utah State	96-85	W
12-21-88	at Utah State	74-72	W
11-30-89	Utah State	71-65	W
12-12-89	Utah State	69-68	W
11-24-90	Utah State	98-94	W
12-1-90	at Utah State	63-58	W
11-26-91	at Utah State	82-66	W
12-13-91	Utah State*	93-77	W
12-4-92	at Utah State	93-83	W
12-18-92	Utah State	89-65	W
12-14-93	Utah State	78-65	W
12-1-94	at Utah State	59-83	L
12-5-95	Utah State	76-52	W
12-10-96	Utah State	64-61	W
11-29-97	at Utah State	69-72	L
1-2-99	Utah State	61-59	W
1-8-00	at Utah State	82-73	W
12-16-00	Utah State	69-67	W
12-1-01	at USU (OT)	81-90	L
12-14-02	Utah State	66-56	W
12-23-03	at Utah State	74-76	L
12-1-04	at Utah State	57-71	L
12-18-04	Utah State	62-84	L
12-22-05	at Utah State	80-91	L
12-16-06	Utah State	75-62	W
12-6-08	vs. Utah State	68-63	W
12-2-09	at Utah State	61-71	L
11-17-10	Utah State	78-72	W
11-11-11	at Utah State	62-69	L
2-19-13	Utah State	70-68	W
11-30-13	vs. Utah State	85-74	W
12-2-14	at Utah State	91-81	W
12-9-15	Utah State	80-68	W



UTAH VALLEY

Overall Series Record: BYU leads 2-0
 BYU Record in Provo: 2-0
 11-29-03 Utah Valley 84-65 W
 11-13-15 Utah Valley 85-54 W



VALPARAISO

Overall Series Record: Valparaiso leads 2-1
 BYU Record in Provo: 0-0
 BYU Record at Valparaiso: 1-1
 BYU Record at Neutral Sites: 0-1
 1-5-46 at Valparaiso 58-72 L
 12-8-48 at Valparaiso 62-57 W
 3-29-16 vs. Valparaiso* 70-72 L
 *NIT



WEBER STATE

Overall Series Record: BYU leads 31-10
 BYU Record in Provo: 20-0
 BYU Record at Weber State: 10-10
 BYU Record at Neutral Sites: 1-0
 11-30-73 Weber State 77-76 W
 12-6-74 at Weber State 63-76 L
 12-20-75 Weber State 89-80 W
 11-27-76 at Weber State 75-96 L
 1-3-78 Weber State 81-76 W
 12-23-80 at Weber State 85-78 W
 12-15-81 Weber State 63-55 W
 1-6-83 at WSU (20T) 81-84 L

1-7-84	Weber State (OT)	86-81	W
12-8-84	at Weber State	79-87	L
12-28-85	Weber State (OT)	88-86	W
12-18-86	at Weber State	84-69	W
12-11-87	Weber State*	104-71	W
12-1-88	at Weber State	78-80	L
11-28-89	Weber State	81-65	W
11-29-90	at Weber State	69-57	W
12-21-91	Weber State	81-68	W
12-8-92	at WSU (OT)	77-83	L
12-21-93	Weber State	92-79	W
12-21-94	at Weber State	74-86	L
12-12-95	Weber State	91-86	W
12-4-96	at Weber State	80-97	L
12-12-97	Weber State*	83-70	W
11-19-98	at Weber State	80-83	L
12-11-99	Weber State*	66-53	W
12-28-00	at Weber State	84-75	W
12-5-01	Weber State	65-47	W
1-8-03	at Weber State	69-75	L
12-20-03	Weber State	86-65	W
12-23-04	at Weber State	79-61	W
12-17-05	Weber State	80-54	W
12-2-06	at WSU (OT)	73-69	W
12-5-07	Weber State	72-57	W
12-3-08	at Weber State	92-62	W
12-27-09	Weber State	87-70	W
12-21-10	at Weber State	72-66	W
12-7-11	Weber State	94-66	W
12-15-12	at Weber State	78-68	W
11-8-13	Weber State	81-72	W
12-13-14	at Weber State	76-60	W
12-5-15	vs. Weber State	73-68	W

*Cougar Classic



Kyle Davis

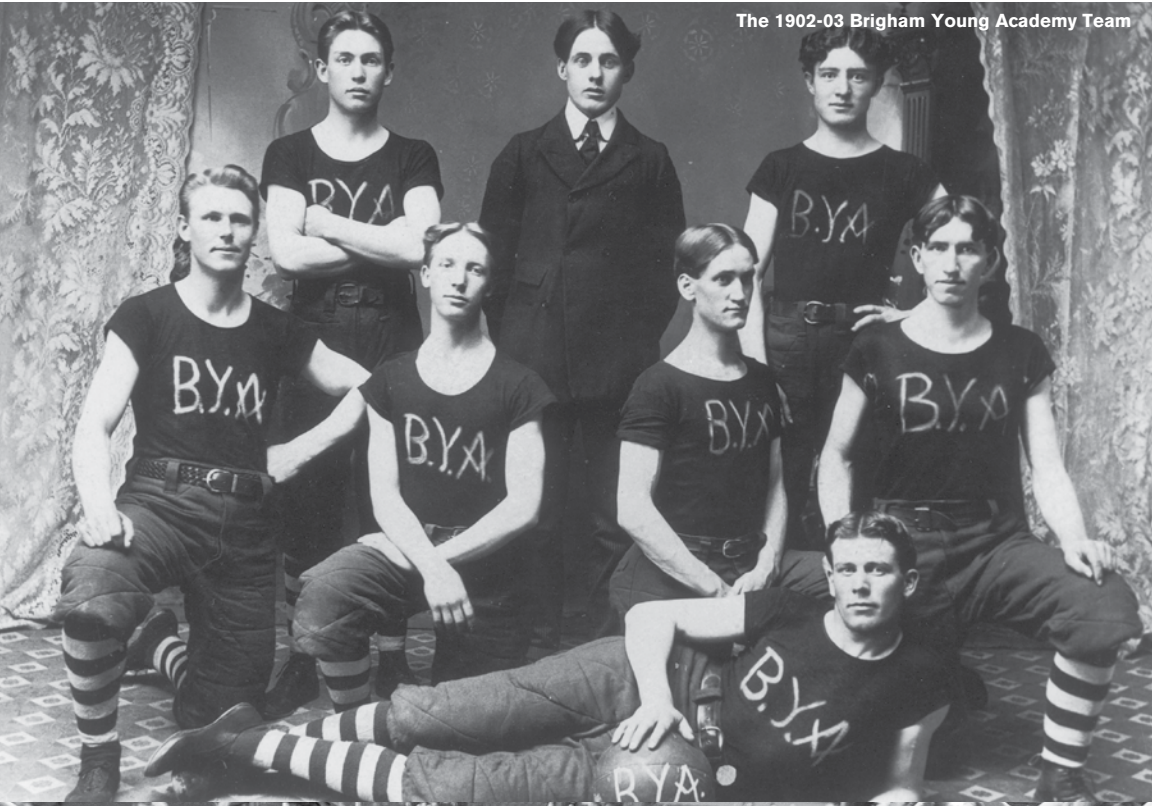
DAVE ROSE VS. ALL COMPETITION



Team	H	A	N	Overall	Team	H	A	N	Overall	Team	H	A	N	Overall
Adams State	1-0	0-0	0-0	1-0	Kansas State	0-0	0-0	0-1	0-1	Seton Hall	1-0	0-0	0-0	1-0
Air Force	6-0	5-1	1-0	12-1	Lamar	1-0	0-1	1-0	2-1	South Florida	0-0	0-0	1-0	1-0
Arizona	0-0	1-0	1-0	2-0	Liberty	1-0	0-0	0-0	1-0	Southern	1-0	0-0	0-0	1-0
Arizona State	1-0	0-0	0-1	1-1	Long Beach State	2-0	1-1	0-0	3-1	Southern Miss	0-0	1-0	0-0	1-0
Arkansas-Little Rock	1-0	0-0	0-0	1-0	Longwood	1-0	0-0	0-0	1-0	Southern Utah	3-0	0-0	0-0	3-0
Baylor	0-1	0-1	0-1	0-3	Louisville	0-0	0-0	1-0	1-0	Southern Virginia	1-0	0-0	0-0	1-0
Belmont	1-0	0-0	0-0	1-0	Loyola Marymount	5-2	4-1	1-0	10-3	Stanford	1-0	1-0	0-0	2-0
Boise State	2-0	0-2	0-0	2-2	Marquette	0-0	0-0	0-1	0-1	TCU	6-0	6-0	3-0	15-0
Bradley	1-0	0-0	0-0	1-0	Mercer	1-0	0-0	0-0	1-0	Tennessee State	1-0	0-0	0-0	1-0
Buffalo	1-0	1-0	0-0	2-0	Michigan State	0-0	0-0	0-2	0-2	Texas	0-0	0-0	1-0	1-0
BYU-Hawaii	1-0	0-0	0-0	1-0	Mississippi Valley State	2-0	0-0	0-0	2-0	Texas A&M	0-0	0-0	0-2	0-2
Cal Poly	1-0	0-0	0-0	1-0	Montana	0-0	0-0	1-0	1-0	Tulsa	1-0	1-0	0-0	2-0
Cal State Northridge	1-0	0-0	0-0	1-0	Mount St. Mary's	1-0	0-0	0-0	1-0	UAB	1-0	0-0	0-0	1-0
Cal State San Marcos	1-0	0-0	0-0	1-0	Nebraska	0-0	0-0	1-0	1-0	UC Santa Barbara	1-0	0-0	0-0	1-0
Central Michigan	1-0	0-0	0-0	1-0	Nevada	0-0	0-0	2-0	2-0	UCLA	0-0	0-1	0-1	0-2
Chaminade	0-0	0-0	1-0	1-0	New Mexico	4-2	3-3	2-0	9-5	UMass	1-0	0-1	0-0	1-1
Chicago State	1-0	0-0	0-0	1-0	North Carolina	0-0	0-0	0-1	0-1	UNLV	5-1	1-8	0-0	6-9
Colorado	0-0	0-1	0-0	0-1	North Florida	1-0	0-0	0-0	1-0	USC	0-0	0-1	0-0	0-1
Colorado Mesa	1-0	0-0	0-0	1-0	North Texas	1-0	0-0	0-0	1-0	UT-San Antonio	1-0	0-0	0-0	1-0
Colorado State	6-0	5-1	1-0	12-1	Northern Arizona	1-0	0-0	1-0	2-0	Utah	7-1	5-4	0-1	12-6
Creighton	1-0	1-0	0-0	2-0	Northern Iowa	0-0	0-0	1-0	1-0	Utah State	4-0	1-3	2-0	7-3
Eastern Kentucky	1-0	0-0	0-0	1-0	Northern Kentucky	1-0	0-0	0-0	1-0	Utah Valley	1-0	0-0	0-0	1-0
Eastern New Mexico	2-0	0-0	0-0	2-0	Notre Dame	0-0	0-0	0-1	0-1	UTEP	1-0	1-0	0-0	2-0
Eastern Washington	2-0	0-0	0-0	2-0	Ole Miss	0-0	0-0	0-1	0-1	Valparaiso	0-0	0-0	0-1	0-1
Florida	0-0	0-0	1-1	1-1	Oral Roberts	1-0	0-0	0-0	1-0	Vermont	0-0	0-0	1-0	1-0
Florida State	0-0	0-0	0-1	0-1	Oregon	0-0	0-1	1-1	1-2	Virginia Tech	1-0	1-0	1-0	3-0
Fresno Pacific	1-0	0-0	0-0	1-0	Pacific	2-1	2-1	0-0	4-2	Wagner	1-0	0-0	0-0	1-0
Fresno State	1-0	1-0	0-0	2-0	Pepperdine	5-1	3-3	0-0	8-4	Wake Forest	0-1	0-1	0-0	0-2
Georgia State	1-0	0-0	0-0	1-0	Portland	7-0	4-2	1-0	12-2	Washington	1-0	0-0	0-0	1-0
Gonzaga	2-3	2-3	1-4	5-10	Prairie View A&M	2-0	0-0	0-0	2-0	Washington State	0-0	1-0	0-0	1-0
Hartford	1-0	0-0	0-0	1-0	Purdue	0-0	0-0	0-1	0-1	Weber State	5-0	5-0	1-0	11-0
Harvard	0-0	0-0	0-1	0-1	Rice	1-0	0-0	0-0	1-0	Western Oregon	2-0	0-0	0-0	2-0
Hawaii	0-0	1-0	2-0	3-0	Saint Mary's	3-2	1-4	1-0	5-6	Wichita State	0-0	0-0	0-1	0-1
Houston	0-0	0-1	0-0	0-1	San Diego	5-0	3-2	1-1	9-3	Wisconsin	0-0	0-0	0-1	0-1
Idaho State	3-0	1-0	0-0	4-0	San Diego State	6-0	3-3	1-3	10-6	Wofford	0-0	0-0	1-0	1-0
Iona	0-0	0-0	1-0	1-0	San Francisco	4-1	5-0	2-0	11-1	Wyoming	6-0	6-0	1-0	13-0
Iowa State	0-1	0-1	0-0	0-2	San Jose State	1-0	0-0	0-0	1-0	Xavier	0-0	0-0	0-1	0-1
Jackson State	1-0	0-0	0-0	1-0	Santa Clara	5-0	5-0	2-0	12-0					

BYU BASKETBALL HISTORY

The 1902-03 Brigham Young Academy Team



BYU celebrates advancing to the 2011 Sweet Sixteen

COUGAR BASKETBALL HISTORY

WINNING: A BYU TRADITION

BYU has one of the nation's richest basketball traditions. In fact, 89 of the Cougars' 114 seasons on the hardwood have been winning campaigns. Since putting its first team on the floor in 1903, BYU has amassed a 1764-1059 record to rank No. 12 all-time among NCAA Division I programs in total victories. The Cougars also boast a .625 winning percentage, ranking 28th.

But it's not just the sum of victories that has made BYU one of the nation's top hoop programs. Along the way, BYU has claimed 29 conference championships and received 41 postseason invites, including 29 NCAA Tournament appearances. The Cougars won two NIT titles in 1951 (a national championship at the NIT was considered a premier tournament at the time) and 1966. BYU players also boast 128 all-conference and 82 All-America citations along with 45 NBA draft selections.

BYU has won conference championships in four different leagues. The first six came from the Rocky Mountain Conference and continued as the Cougars won five as a member of the Skyline Conference. During the Cougars' membership in the Western Athletic Conference, BYU teams won 12 conference championships. In 12 seasons in the Mountain West Conference, BYU captured six league titles.

BYU's basketball legacy is filled with many unique achievements. In 1981, the Cougars advanced to the Elite Eight when All-American Danny Ainge made what is still considered one of the NCAA Tournament's most amazing plays. Trailing Notre Dame 50-49 with eight seconds remaining, Ainge took the ball coast-to-coast, dribbling through all five Irish defenders, before lofting the game-winning finger roll just over the reach of Orlando Woolridge. Ainge received the Wooden Award and Eastman Trophy in 1981 as the nation's top player.


In 2011, All-American Jimmer Fredette led the Cougars to the Sweet 16 for the first time since 1981. Fredette led the nation in scoring in 2010-11 with a 28.9 PPG average and earned every major Player of the Year honor, including the Naismith, Wooden and Oscar Robertson awards. Simply known as "The Jimmer" throughout the nation, Fredette gained national fame with prolific scoring outbursts, which included 15 30-point games, four

40-point games and one 52-point explosion versus New Mexico in the Mountain West Conference tournament.

Legendary coach Stan Watts, who guided BYU to its NIT titles, was inducted into the Naismith Memorial Basketball Hall of Fame in 1986, while All-American center Kresimir Cosic became BYU's second



COUGAR BASKETBALL HISTORY



All-American Devin Durrant was among the nation's leading scorers in 1984, averaging 27.9 points per game. He is third on BYU's all-time scoring list behind Danny Ainge and Mike Smith.

Hall member in 1996. Turning down the opportunity to play in the NBA, Cosic returned home to Yugoslavia to pursue his passion to better develop basketball in Europe. He earned one gold and two silver medals while playing on four Olympic teams and was a longtime coach of the Yugoslavian National Team, mentoring many future NBA players. He ended his playing career as the all-time Croatian scoring leader.



The 18,987-seat Marriott Center is one of the largest on-campus arenas in the nation. BYU has won 80 percent of its games in the Marriott Center, including a school-record 53 straight games from 2006-2008, the nation's longest homecourt victory streak at the time.

Before Cosic's arrival in Provo, the Cougars already held the distinction of being the first U.S. program to include an international player on its roster in Finland's Timo Lampen in 1958-59. BYU also boasts two of the nation's longest-standing rivalries, having first played Utah State in 1906 and Utah in 1909.

The first radio broadcast in the intermountain area took place on Feb. 17, 1940, when BYU hosted Utah State in the Ladies Gymnasium in Provo. BYU broke a ban on broadcasting college sports due to the clamor from fans that only 500 people could fit into the gym. Arch Madsen called the game on KOVO radio in Provo with station manager David Walker providing analysis. Home games have also been played in Springville, the old BY Academy

and even on the University of Utah's home court.

BYU created a new home on campus with the construction of the George Albert Smith Fieldhouse. The Smith Fieldhouse was home to the Cougars from 1951-1971, with 20 different all-conference players, including seven All-Americans, starring for BYU during that era. Many capacity crowds crammed inside the Fieldhouse to see Cougar basketball. With BYU's winning tradition, the then 10,000-seat arena grew too small for the increasing interest. In 1971, the Marriott Center was built, giving BYU what is still to this day one of the most intimidating arenas in college basketball.

Since opening the 18,987-seat Marriott Center, the Cougars have been among the nation's annual attendance leaders with 19 top-5 rankings and three times finishing No. 1. BYU has not disappointed its faithful, winning 80.1 percent of its games in the Marriott Center, including a school record 53-game home victory streak that started in 2005 and ended in 2008.

In recent history, the highest ranking a Cougar team has received in the media




Rafael Araujo became BYU's 43rd NBA draft selection when he was taken No. 8 overall in the 2004 NBA Draft. The big Brazilian center led BYU to its 21st NCAA Tournament appearance in 2003-04.

years as an assistant under former head coach Steve Cleveland. Rose was an instrumental part of helping the Cougars restore their tradition under Cleveland with NCAA appearances in 2001, 2003 and 2004 and NIT invites in 2000 and 2002. During that time, BYU was also one of just 14 programs to have a player drafted in both the 2003 and 2004 NBA Drafts as Travis Hansen was selected in the second round in 2003 and Rafael Araujo was the No. 8 overall pick in 2004. In his 11 years guiding the Cougars, Dave Rose has led BYU to its first streaks of six-straight NCAA Tournament bids (2007 to 2012), five-straight seasons with appearances in the national rankings and six-straight 25 win seasons. He has also led the Cougars to 11-straight postseason tournaments (NIT in 2006, 2013 and 2016) and four-straight seasons with a postseason victory (2010 to 2013). Both streaks are program records. Rose led the Cougars to three-straight conference titles from 2007 to 2009, the first such streak since 1932 to 1934.

polls was the 1987-88 team. At one point the team was 17-0 and climbed as high as No. 2 and No. 3 in the rankings. Had the victory streak not been snapped by a single-game cross-country trip to UAB in Birmingham, the Cougars could have easily found themselves in the No. 1 spot as the top-rated Arizona Wildcats had lost and left the door open for the Cougars to be the only undefeated team in college basketball. The 2010-11 team, led by Fredette and Jackson Emery, climbed to No. 3 in both polls on Feb. 28, 2011. The team finished that season ranked 10th and 13th in the respective polls.

Over the years, 18 coaches have guided the Cougars and 17 have winning records. Current BYU head coach Dave Rose took the helm in 2005-06 after spending eight



Coach Dave Rose has built BYU basketball into one of the elite programs in the country. Under Rose BYU earned its first back-to-back-to-back league titles since 1932, 1933 and 1934.

CONFERENCE SUCCESS

BYU basketball boasts a remarkable record of conference success during its history. After earning its 29th regular-season conference championship in 2011, the Cougars are tied for seventh among all NCAA Division I programs for most regular-season league titles won (see list below). Including conference tournaments, BYU has claimed a conference championship trophy (regular season or tournament) during 30 seasons. The Cougars won the 1991 WAC Tournament after a second-place regular-season finish. Other conference tournament titles in 1992 (WAC) and 2001 (MWC) have followed up regular-season rings, as was the case with conference playoff wins in 1924 and 1933 in the Rocky Mountain Conference. BYU won six Rocky Mountain Conference titles in 20 years, earned five Skyline championships in 24 years, recorded 12 WAC crowns in 37 years and garnered six MWC titles in 12 seasons. BYU won the in-state title against rivals Utah and Utah State during 10 of the 12 years before the Cougars first joined a conference in 1918.

NCAA – MOST REGULAR SEASON CONFERENCE TITLES WON OR SHARED

No.	School	Conference
56	Kansas	MVC, Big 8, Big 12
52	Kentucky	Southern, SEC
37	Penn	Ivy
36	North Carolina	Southern, ACC
32	Utah	Rocky Mtn, Mtn States, WAC, MWC
31	UCLA	Pac-12
29	BYU	Rocky Mtn, Mtn States, WAC, MWC
29	Connecticut	Yankee, Big East, American
29	Princeton	Ivy

YEAR-BY-YEAR CONFERENCE/STATE REGULAR-SEASON CHAMPIONS

State Competition

1906	BYU
1907	BYU
1908	BYU
1909	BYU
1910	BYU
1911	BYU
1912	BYU
1913	Utah
1914	BYU
1915	BYU
1916	Utah
1917	BYU

ROCKY MOUNTAIN CONFERENCE

1918	Utah State (West), Colorado College (East)
1919	Utah (W), Colorado (E)
1920	Colorado (E) – no west champ – influenza
1921	Utah (W), Colorado (E)
1922	BYU (W), Colorado College (E)
1923	Utah (W), Colorado College (E)
1924	BYU (W), Colorado College (E)
1925	BYU (W), Colorado College (E)
1926	Utah State (W), Colo St. Teacher College (E)
1927	Montana State (W), Colorado College (E)
1928	Montana State (W), Wyoming (E)
1929	Montana State (W), Colorado (E)
1930	Montana State/Utah State (W), Colorado (E)
1931	Utah (W), Wyoming (E)
1932	BYU /Utah (W), Wyoming (E)
1933	BYU /Utah (W), Wyoming/CSTC (E)
1934	BYU (W), Wyoming (E)
1935	Utah State (W), CSTC (E)
1936	Utah State (W), Wyoming (E)
1937	Utah/Montana St. (W), Colorado/Denver (E)

MOUNTAIN STATES CONFERENCE (SKYLINE)

1938	Utah/Colorado
1939	Colorado
1940	Colorado
1941	Wyoming
1942	Colorado
1943	BYU (West), Wyoming (East)
1944	No Champion
1945	Utah
1946	Wyoming
1947	Wyoming
1948	BYU
1949	Wyoming
1950	BYU
1951	BYU
1952	Wyoming
1953	Wyoming
1954	Colorado A&M
1955	Utah
1956	Utah
1957	BYU
1958	Wyoming
1959	Utah
1960	Utah
1961	Utah/Colorado State
1962	Utah

WESTERN ATHLETIC CONFERENCE

1963	Arizona State
1964	New Mexico/Arizona State
1965	BYU
1966	Utah
1967	BYU /Wyoming
1968	New Mexico
1969	BYU /Wyoming
1970	UTEP
1971	BYU
1972	BYU
1973	Arizona State
1974	New Mexico
1975	Arizona State
1976	Arizona
1977	Utah
1978	New Mexico
1979	BYU
1980	BYU
1981	Utah/Wyoming
1982	Wyoming
1983	BYU /Utah/UTEP
1984	UTEP
1985	UTEP
1986	Utah/Wyoming/UTEP
1987	UTEP
1988	BYU
1989	Colorado State
1990	BYU /Colorado State
1991	Utah
1992	BYU /UTEP


1993	BYU /Utah
1994	New Mexico
1995	Utah
1996	Utah
1997	Utah
1998	Utah (Mountain)
1999	Utah

MOUNTAIN WEST CONFERENCE

2000	Utah/UNLV
2001	BYU /Utah/Wyoming
2002	Wyoming
2003	BYU /Utah
2004	Air Force
2005	Utah
2006	San Diego State
2007	BYU
2008	BYU
2009	BYU /New Mexico/Utah
2010	New Mexico
2011	BYU /San Diego State

WEST COAST CONFERENCE

2012	Saint Mary's
2013	Gonzaga
2014	Gonzaga
2015	Gonzaga
2016	Gonzaga/Saint Mary's



Lee Cummard helped lead the Cougars to the 2008-09 MWC regular season title.

CONFERENCE TOURNAMENT RESULTS



At the 2011 MWC Tournament, Jimmer Fredette scored a school record 52 points in BYU's win over New Mexico in the semifinals.

CONFERENCE PLAYOFF SERIES

1924	Colorado College (Rocky Mtn.)	2-1	W
1925	at Colorado College (Rocky Mtn.)	0-3	L
1932	at Wyoming (Rocky Mtn.)	1-2	L
1933	Wyoming (Rocky Mtn.)	2-1	W
1934	at Wyoming (Rocky Mtn.)	0-3	L
1943	at Wyoming (Skyline)	0-3	L

WESTERN ATHLETIC CONFERENCE TOURNAMENT

3/9/84	v. New Mexico (in El Paso)	55-64	L
3/4/85	Air Force (in Provo)	79-82	L
3/6/86	v. New Mexico (in Laramie)	68-79	L
3/5/87	v. Air Force (in Albuquerque)	82-79 (OT)	W
3/6/87	at New Mexico	86-93	L
3/10/88	Hawaii (in Provo)	76-74	W
3/11/88	UTEP	63-66	L
3/10/89	v. Hawaii (in SLC)	69-72	L
3/8/90	v. Utah (in El Paso)	61-62 (OT)	L
3/7/91	v. CSU (in Laramie)	69-56	W
3/8/91	v. Hawaii	73-71 (OT)	W
3/9/91	v. Utah	51-49 (OT)	W
3/12/92	v. Air Force (in Ft. Collins)	72-51	W
3/13/92	v. Utah	75-62	W
3/14/92	v. UTEP	73-71	W
3/11/93	v. Hawaii (in SLC)	85-71	W
3/12/93	v. New Mexico	59-68	L
3/10/94	v. Utah (in SLC)	96-65	W
3/11/94	v. Fresno State	87-72	W
3/12/94	v. Hawaii	66-73	L
3/9/95	v. CSU (in Albuquerque)	73-75	L
3/7/96	v. CSU (in Albuquerque)	84-100	L
3/3/98	v. Tulsa (in Las Vegas)	56-59	W
3/2/99	v. TCU (in Las Vegas)	90-74	W
3/4/99	v. Utah	62-81	L

MOUNTAIN WEST CONFERENCE TOURNAMENT

3/9/00	v. New Mexico (in Las Vegas)	55-43	W
3/10/00	v. Utah	58-54	W
3/11/00	at UNLV	56-79	L
3/8/01	v. Air Force (in Las Vegas)	69-54	W
3/9/01	v. Wyoming	77-66	W
3/10/01	v. New Mexico	69-65	W
3/7/02	v. San Diego State (in Las Vegas)	51-62	L
3/13/03	v. New Mexico (in Las Vegas)	71-56	W
3/14/03	v. Colorado State	86-80 (OT)	L
3/11/04	v. Wyoming (in Denver)	79-74	W
3/12/04	v. Utah	51-54	L

3/10/05	v. New Mexico (in Denver)	71-85	L
3/9/06	v. Utah (in Denver)	70-74	L
3/8/07	v. TCU (in Las Vegas)	77-64	W
3/9/07	v. Wyoming	96-84	W
3/10/07	at UNLV	70-78	L
3/13/08	v. Colorado State (in Las Vegas)	89-62	W
3/14/08	v. San Diego State	63-54	W
3/15/08	at UNLV	61-76	L
3/12/09	v. Air Force (in Las Vegas)	80-69	W
3/13/09	v. San Diego State	62-64	L
3/11/10	v. TCU (in Las Vegas)	95-85	W
3/12/10	at UNLV	66-70	L
3/10/11	v. TCU (in Las Vegas)	64-58	W
3/11/11	v. New Mexico	87-76	W
3/12/11	v. San Diego State	54-72	L


WEST COAST CONFERENCE TOURNAMENT

3/2/12	v. San Diego (in Las Vegas)	73-68	W
3/3/12	v. Gonzaga	58-77	L
3/8/13	v. San Diego (in Las Vegas)	69-72	L
3/8/14	v. Loyola Marymount (in Las Vegas)	85-74	W
3/10/14	v. San Francisco	79-77 (OT)	W
3/11/14	v. Gonzaga	64-75	L
3/7/15	v. Santa Clara (in Las Vegas)	78-76	W
3/9/15	v. Portland	84-70	W
3/10/15	v. Gonzaga	75-91	L
3/5/16	v. Santa Clara	72-60	W
3/7/16	v. Gonzaga	84-88	L

MWC/WAC/WCC TOURNAMENT RECORDS

Conference Tournament Record	33-29
First Round Record	20-12
Second Round Record	10-10
Championship Finals Record	3-7
WAC Tournament Record	12-13
MWC Tournament Record	15-11
WCC Tournament Record	6-5
Tournament Record (NEUTRAL)	32-22
Tournament Record (HOME)	1-2
Tournament Record (AWAY)	0-5

BYU CONFERENCE CHAMPIONSHIP TEAMS (29 TITLES)



The 1923-24 Cougars finished 7-1 in conference play.

1921-22

BYU won the Rocky Mountain Conference Western Division with a 3-1 conference record, beating out rivals from the University of Utah.

1923-24

A 7-1 conference record gave the Cougars their third Western Division title. They met the Eastern Division winner, Colorado College, in the first playoff series in a decade. BYU won the series 2-1 and was crowned the undisputed Rocky Mountain Conference Champion.

1924-25

BYU repeated its championship run and once again won the Western Division title, finishing 5-3 in conference and 10-6 overall. The title was the third in four years for the Cougars. BYU once again met Colorado College in the Conference Championship Series but was swept in Colorado Springs.

1931-32

Led by sophomore Elwood Romney, a first-team all-conference selection, BYU tied with Utah for the West title and then defeated the Utes in a one-game playoff, earning the chance to meet Wyoming in the Conference Championship Series. Despite an 8-4 conference finish, the Cougars were swept by the Cowboys.

1932-33

For the second straight season, the Western Division ended in a tie between BYU and Utah. After going 9-3 in conference and 18-7 overall, the Cougars once again defeated the Utes and met Wyoming in the Championship Series. This time, BYU emerged victorious, winning 2-1 and thus winning the Conference Championship for the first time since 1924.

1933-34

The Cougars finished the season 9-3 in conference and 18-11 overall to win the Western Division title for the third year in a row. BYU once again met Wyoming in the Championship playoff series, but the Cougars were defeated 2-1.

1942-43

After switching to the Skyline Conference in 1937, the 1942-43 Cougars won their first Skyline Conference Western Division title. A 7-1 conference record earned the team the opportunity to play Wyoming in the Championship Series. However, despite the efforts of first-team all-conference selection Brady Walker, BYU lost to Wyoming in three straight games.

1947-48

As the conference consolidated into one division, the Cougars finished 8-2 and took first place. Joe Nelson and Randy Clark were both named first-team all-conference players. Nelson led the Skyline Conference in scoring, racking up 203 points in conference play and averaging 20.3 points per game.

1949-50

After winning the conference preseason trophy, BYU finished 14-6 in conference and had their first 20-win season, going 22-12. The Cougars were led by a talented trio consisting of Joe Nelson, Roland Minson and Mel Hutchins, each averaging over 10 points per game. All three players earned NCAA honors at season's end.

1950-51

BYU repeated as Skyline Conference Champions and won its third title in four years with a 15-5 record in conference and an amazing 28-9 record overall. Once again led by Roland Minson and Mel Hutchins, the Cougars were ranked as high as third nationally and went on to win the NIT. They also set a school record with a 91-point offensive showcase against Denver.

1956-57

BYU won its last Skyline Conference Championship in 1956-57, finishing 11-3 in conference and 19-9 overall. Led by Tom Steinke and John Benson, who each averaged almost 20 points per game, the Cougars went on to finish third in the NCAA West Regionals.

1964-65

The 1964-65 team won the first WAC Championship for BYU and first conference title since 1957. The team finished the season with a 21-7 mark and was ranked sixth nationally in the final wire service poll of the season. The Cougars finished second to Miami in scoring offense. John Fairchild was named WAC Player of the Year and led the team with 21.5 points a game.

BYU CONFERENCE CHAMPIONSHIP TEAMS (29 TITLES)



The Cougars won the Skyline Conference title in 1950-51 with a 15-5 record in league play.

1966-67

BYU surprised many by winning a share of the WAC title and finishing 14-10. There were no real standouts on the team as eight players won game-high honors during the season. The Cougars remained undefeated at home for the second straight year.

1968-69

BYU finished the season at 17-12 and had been picked in the preseason polls to finish third or lower. They won a first-round berth in the NCAA Tournament but lost to New Mexico State. Remarkably, six players ended the season with scoring averages in double figures.

1970-71

The Cougars finished 18-11 to grab the WAC title. They lost to eventual NCAA Champion UCLA in the NCAA Regionals. The team was led by Bernie Fryer, who averaged 19.2 points, and Steve Kelly, who scored 17.9 points per game.

1971-72

The 1971-72 season was Coach Stan Watts' final year and one of the most exciting in BYU history. The team finished with a 21-5 record and made it to the NCAA Tournament.

1978-79

One of the most exciting aspects of the 1978-79 season was the expectation that Cougar success would carry over into the next year. BYU, 20-8 overall, was led by Danny Ainge with 18.4 points per game. Ainge moved into the top 10 in team scoring history after just two seasons. The Cougars made it to the first round of the NCAA Tournament.

1979-80

A record of 24-5 was the best yet for a BYU team. The Cougars had been ranked as high as No. 6 by sports writers. All the starters from the previous year returned to help defend the WAC title. Danny Ainge once again led the team with 19.1 points per game and moved into first place on the BYU all-time scoring list. The team had four future NBA players; Ainge, Devin Durrant, Fred Roberts and Greg Kite.

1982-83

Although the 1982-83 team finished in a three-way tie for the WAC championship, it was the first time in the previous five years that the Cougars did not advance to postseason play. The team's record was 15-14. Devin Durrant led BYU in scoring with 22.8 points per game. Greg Kite led the team in rebounding with 8.8 per game.

1987-88

In the 70-year history of BYU basketball, only the 1950-51 team had more victories than the 1987-88 team, and no team had a better winning percentage. The Cougars finished 26-6, winning 17 games in a row to start the year, a BYU basketball record. The team was led by All-American Michael Smith who averaged 21.2 points and 7.8 rebounds per game.

1989-90

The Cougars went 21-9 and exceeded all expectations by winning the WAC title. The team was projected to finish sixth. They went on to lose a heart-breaker in the NCAA East Regional to Clemson 49-47. It was Roger Reid's first year as head coach. Marty Haws led the team in scoring with 18.5 points and 4.1 assists per game. Andy Toolson averaged 18.3 points per game.

1990-91 (Tournament)

With a 21-13 record, BYU finished in second place during the regular season in the WAC but went on to win the WAC Tournament and then advanced to the second round of the NCAA Tournament. Freshman Shawn Bradley led the nation in blocked shots with 177 and averaged 14.8 points a game. Steve Schreiner scored 14.2 points per game.

1991-92

Few thought at the beginning of the season that the Cougars would finish the season 25-7 and win the WAC. BYU went on to defeat UTEP in dramatic fashion at the WAC Tournament thanks to a 54-foot buzzer-beater by Kevin Nixon. The Cougars ran into Shaq and LSU in the first round of the NCAA Tournament to end the season. Gary Trost led the team in scoring with 14.2 points per game.



The 1987-88 Cougars finished the season at 26-6 overall and first in the Western Athletic Conference at 13-3.

BYU CONFERENCE CHAMPIONSHIP TEAMS (29 TITLES)

1992-93

BYU posted a 25-9 record, including 15-1 in the WAC, which tied the conference record for most wins. Nick Sanderson set a school record for 3-point attempts in a season with 209. Russell Larson set a new school record in field-goal percentage at .631. Gary Trost led the team in scoring for the second straight year with 15.2 points per game. The Cougars lost to Kansas in the second round of the NCAA Tournament.

2000-01

BYU finished 24-9 while earning its first conference tournament title since 1992, its first regular-season championship since 1993 and its first NCAA bid since 1995. The Cougars went 10-4 in Mountain West Conference play to earn a three-way share of the title with Utah and Wyoming. BYU won the MWC Tournament and earned the automatic bid to the NCAA Tournament with wins over Air Force, Wyoming and New Mexico at the Thomas & Mack Center in Las Vegas. The Cougars, the 12th seed, lost its first round NCAA game at Cox Arena in San Diego to No. 5-seed Cincinnati.

2002-03

For the second time in three years, BYU claimed a share of the Mountain West Conference regular-season title and an NCAA bid. Playing among the nation's toughest schedules, including 11 different conferences on its non-league slate, the Cougars finished the year 23-9 overall and earned their 26th conference title, going 11-3 in MWC games along with Utah. BYU Coach Steve Cleveland was named the MWC Coach of the Year, and senior guard Travis Hansen was one of two consensus first-team All-MWC players and the MWC's Co-Defensive Player of the Year. The Cougars had the MWC's top defense and also won the preseason Paradise Jam title in St. Thomas, U.S. Virgin Islands. Hansen led the team in scoring (16.8) and blocks (2.0) and was second in assists (2.4) and rebounds (4.8).

2006-07

BYU's second season under head coach Dave Rose not only improved upon his impressive inaugural campaign but also proved to be one of the best seasons a Cougar team has ever achieved in the program's history. After becoming the second-most improved team in the nation in Rose's first season at BYU, the Cougars responded in his second year with a 25-9 resume that included the program's first outright league championship since 1988, its first national top-25 ranking since 1993, its first season sweep over rival Utah since 1994 and its first NCAA tournament invitation since 2004, including its highest seed since 1995. On the record books at BYU, only two teams (1951 -- 28 wins; 1988 -- 26 wins) had won more games in a season than the 25 victories

achieved by the Cougars in 2006-07. BYU defeated three nationally ranked teams in the process and earned a national ranking (No. 24) in the final Associated Press Top 25 Poll, something a Cougar team hadn't done since 1988.

2007-08

The Dave Rose-guided Cougars went 27-8 to win the second-most games in school history while becoming the first outright back-to-back Mountain West Conference Champions in league history. The team also achieved BYU's first consecutive appearances in the Top 25 polls since the 1980-81 and 1981-82 seasons and earned the program's first victory over a top-6 ranked team since 1965 with its triumph over Rick Pitino's sixth-rated Louisville Cardinals. The Cougars won the MWC regular-season title by two games over UNLV with an MWC-record 14-2 resume to finish the regular season with a school-record 25 regular-season victories. The consecutive outright league titles were the first for BYU since Danny Ainge played for the Cougars in 1978-79 and 1979-80. The conference crown was also BYU's 27th overall to rank the Cougars ninth all-time among all Division I programs.

2008-09

By capturing a share of the 2009 MWC regular season title, BYU became the first program in league history to win three-straight titles – a feat accomplished only one other time in program history, from 1932 to 1934. Heading into the final three games of the regular season, the

Cougars trailed league leader Utah by two games in the standings. BYU knocked off rival Utah at home before winning at Wyoming to pull into a tie for first and then downed Air Force in a hard-fought battle at home in the finale to claim a share of the title. At 25-8 the Cougars won at least 25 games for the third-straight season and appeared in the polls for a third-straight year for the first time since 1979-80, 1980-81 and 1981-82.

2010-11

Led by the National Player of Year in Jimmer Fredette and BYU's all-time steals leader Jackson Emery, the Cougars set numerous program records while capturing a share of the MWC regular season title. With an overall record of 32-5, BYU set team records for wins, winning percentage (.864) and wins away from home (19 total, 10 road and nine neutral). Fredette led the nation in scoring at 28.9 points per game and set program single game (52 points vs. New Mexico), single season (1,068 points) and career (2,599 points) scoring records while Emery set the season (101) and career (249) steals records. The Cougars were ranked in the top 25 throughout the season and enjoyed nine-consecutive weeks ranked in the top 10. BYU swept San Diego State (ranked No. 4 and No. 6 at the time of the matchups) in the regular season to secure a share of the league title with a 14-2 mark. The Cougars earned a No. 3 seed in the NCAA Tournament and advanced to the Sweet 16 for the first time since 1981.



Dave Rose led BYU to the 2007-08 title as the Cougars finished 27-8 overall and 14-2 in the MWC.

ALL-TIME SEASON RESULTS

1902-03

Record: 4-5
H/A: 2-3/2-2
Long Win/Loss Streak: 3/2
Coach: W.A. Colton

DATE	OPPONENT	SCORE	W/L
F 6	at LDSU	7-47	L
F 14	BY College	13-17	L
F 21	Weber Academy	30-18	W
F 27	at Weber Academy	17-16	W
F 28	at BY College	20-17	W
M 7	LDSU	13-23	L
M 21	at LDSU	13-30	L
M 28	Colorado	23-15	W
A 2	Colorado	10-16	L

1903-04

Record: 3-3
H/A: 1-2/2-1
Long Win/Loss Streak: 2/2

DATE	OPPONENT	SCORE	W/L
J 9	Salt Lake H.S.	38-8	W
J 16	LDSU	17-22	L
J 22	at Weber Academy	43-13	W
J 23	at BY College	18-9	W
F 6	BY College	17-18	L
F 19	at LDSU	20-27	L

1904-05

Record: 9-3
H/A: 5-1/4-2
Long Win/Loss Streak: 7/1

DATE	OPPONENT	SCORE	W/L
J 21	at A.F. Apollos	NS	L
J 28	LDSU	51-7	W
F 3	at State Deaf School	64-6	W
F 4	at BY College	22-14	W
F 10	A.F. Apollos	NS	W
F 11	BY College	19-12	W
F 18	Weber Academy	30-10	W
F 24	at LDSU	NS	W
F 25	at Weber Academy	14-16	L
M 4	State Deaf School	NS	W
M 4	at A.F. Apollos	10-7	W
M 25	Wheaton College (Ill.)	27-35	L

1905-06

Record: 11-1
H/A: 6-1/5-0
Long Win/Loss Streak: 6/1
Coach: C.T. Teetzal

DATE	OPPONENT	SCORE	W/L
J 13	LDSU	25-12	W
J 19	Weber Academy	NS	W
J 27	State Deaf School	62-4	W
F 9	at Weber Academy	15-11	W
F 10	at State Deaf School	NS	W
F 13	Chicago YMCA	14-22	L
F 16	at LDSU	19-17	W
F 23	at Utah State	21-14	W
F 24	at BY College	20-18	W
M 2	Mirm. Red Wings	20-18	W
M 3	Utah State	19-11	W
M 17	BY College	20-19	W

1906-07

Record: 7-3
H/A/N: 5-1/2-1/0-1
Long Win/Loss Streak: 3/1
Coach: C.T. Teetzal

DATE	OPPONENT	SCORE	W/L
J 19	Weber Academy	72-9	W
J 26	BY College (OT)	26-24	W
F 1	at LDSU	32-29	W
F 7	Chicago Crescents	21-24	L
F 16	Utah State	44-11	W
F 23	Weber Academy	2-0	W
M 1	at Utah State	23-12	W
M 2	at BY College	16-19	L
M 8	LDSU	30-19	W
M 16	v. BY College (OT)	24-27	L

1907-08

Record: 4-2
H/A: 3-1/1-1
Long Win/Loss Streak: 4/1
Coach: C.T. Teetzal

DATE	OPPONENT	SCORE	W/L
J 17	at BY College	14-16	L
J 18	at Utah State	29-16	W
J 25	LDSU (OT)	20-19	W
F 1	Utah State	43-19	W
F 15	LDSU	26-25	W
F 22	BY College	22-27	L



FRED BENNION

Years: 1908-10 (2)
Record: 16-6 (.727)

1908-09

Record: 7-4
H/A: 4-2/3-2
Long Win/Loss Streak: 4/3
Coach: Fred Bennion

DATE	OPPONENT	SCORE	W/L
D 12	YMCA	23-29	L
J 9	at YMCA	17-31	L
J 16	at LDSU	16-30	L
J 23	Utah	32-9	W
J 30	BY College	35-21	W
F 6	Utah State	37-11	W
F 20	LDSU	28-33	L
F 22	Oregon	26-24	W
F 26	at Utah State	37-13	W
F 27	at BY College	34-27	W
M 5	at Utah	40-27	W

1909-10

Record: 9-2
H/A: 5-1/4-1
Long Win/Loss Streak: 8/1
Coach: Fred Bennion

DATE	OPPONENT	SCORE	W/L
J 8	YMCA	28-26	W
J 14	at BY College	33-13	W
J 15	at Utah State	40-20	W
J 22	BY College	42-14	W
F 5	at Utah	31-27	W
F 11	Utah	31-17	W
F 12	at LDSU	29-21	W
F 18	Utah State	47-31	W
F 22	YMCA	21-26	L
F 25	LDSU	47-12	W
F 26	at YMCA	13-23	L

1910-11

Record: 8-0
H/A: 5-0/3-0
Long Win Streak: 8
Coach: Henry Rose

DATE	OPPONENT	SCORE	W/L
J 7	at Snow Academy	45-25	W
J 14	Alumni	32-22	W
J 21	YMCA	41-17	W
J 28	Utah	47-27	W
F 4	at Utah State	29-19	W
F 18	Utah State	37-21	W
F 25	at Utah	33-26	W
F 27	Hamilton, Wisc.	27-26	W

1911-12

Record: 7-0
H/A: 5-0/2-0
Long Win Streak: 7
Coach: E.L. Roberts

DATE	OPPONENT	SCORE	W/L
J 13	Alumni	40-19	W
J 20	BY College	48-20	W
J 27	LDSU	51-12	W
F 3	Utah State	36-17	W
F 9	at Utah State	37-16	W
F 17	at Utah	36-25	W
M 2	Utah	32-25	W

1912-13

Record: 7-3
H/A: 5-2/2-1
Long Win/Loss Streak: 5/2
Coach: E.L. Roberts

DATE	OPPONENT	SCORE	W/L
D 14	Weber Academy	48-34	W
J 11	Alumni	61-26	W
J 18	LDSU	34-20	W
J 25	Burlington (S.L.)	49-17	W
F 1	BY College	40-29	W
F 8	Utah	31-49	L
F 14	at BY College	28-26	W
F 15	at Utah State	33-23	W
F 22	at Utah (OT)	26-29	L
M 1	Utah State	20-29	L

1913-14

Record: 8-2
H/A: 6-0/2-2
Long Win/Loss Streak: 4/1
Coach: E.L. Roberts

DATE	OPPONENT	SCORE	W/L
J 10	S.L. Hardware	53-18	W
J 17	Deseret Business	44-13	W
J 31	BY College	43-23	W
F 5	Montana State	67-14	W
F 14	at Utah	23-36	L
F 21	Utah State	41-21	W
F 28	Utah	32-24	W
M 6	at Utah State	28-19	W
M 7	at BY College	22-15	W
M 9	at Oneida Academy	25-26	L

1914-15

Record: 6-2
H/A: 4-0/2-2
Long Win/Loss Streak: 6/1
Coach: E.L. Roberts

DATE	OPPONENT	SCORE	W/L
J 15	at Apollos	23-27	L
J 16	Apollos	35-25	W
J 30	BY College	37-32	W
F 13	Utah State	29-21	W
F 20	Utah	29-28	W
F 26	at Utah State	31-23	W
F 27	at BY College	24-18	W
M 12	at Utah	20-38	L

1915-16

Record: 3-3
H/A: 3-1/0-2
Long Win/Loss Streak: 2/2
Coach: E.L. Roberts

DATE	OPPONENT	SCORE	W/L
J 15	Springville H.S.	44-17	W
F 4	at Utah	26-41	L
F 12	Utah State	42-17	W
F 19	Iola (KS) YMCA	70-25	W
F 26	at Utah State	23-37	L
M 4	Utah	30-38	L



E.L. ROBERTS

Years: 1911-20, 25-28 (12)
Record: 87-49 (.640)

ALL-TIME SEASON RESULTS

1916-17

Record: 14-2
H/A/N: 8-0/3-1/3-1
Long Win/Loss Streak: 14/1
Coach: E.L. Roberts

DATE	OPPONENT	SCORE	W/L
D 13	at Springville H.S.	19-20	L
J 6	BY H.S.	50-20	W
J 13	West H.S.	42-24	W
J 20	Springville H.S.	61-24	W
J 27	LDSU	38-19	W
J 29	Chicago Cres.	51-9	W
F 3	at BY College	84-37	W
F 10	Utah	38-32	W
F 17	Utah State	43-22	W
F 23	at Utah	54-33	W
M 3	Alumni	50-19	W
M 8	at Utah State	34-27	W
M 14	#Brown-King (SL)	52-21	W
M 15	#NW Normal (OK)	35-24	W
M 16	#Seward Park Bro.	27-16	W
M 17	#Illinois AC	14-27	L
#AAU Tourney (Chicago)			

1917-18

Record, Conference: 5-3, 1-1, T2nd RMC
H/A: 3-2/2-1
Long Win/Loss Streak: 2/1
Coach: E.L. Roberts

DATE	OPPONENT	SCORE	W/L
N 29	at Lehi H.S.	30-34	L
J 12	BY H.S.	40-28	W
J 19	Lehi H.S.	67-30	W
J 25	BY College (OT)	32-36	L
F 1	Hinckley Academy	58-28	W
F 9	Utah	21-27	L
F 11	at American Fork H.S.	48-35	W
F 23	at Utah	38-28	W

1918-19

Record, Conference: 5-3, 1-3, 3rd RMC
H/A: 4-2/1-1
Long Win/Loss Streak: 4/2
Coach: E.L. Roberts

DATE	OPPONENT	SCORE	W/L
	Pleasant Grove H.S.	58-19	W
	Lehi H.S.	72-14	W
	Springville H.S.	46-19	W
F 6	at Spanish Fork H.S.	87-18	W
F 7	at Utah	22-50	L
F 15	BY College	50-24	W
M 1	Utah State	23-26	L
M 8	Utah	21-31	L

1919-20

Record, Conference: 4-2, 0-2, T3rd RMC
H/A: 2-0/2-2
Long Win/Loss Streak: 4/2
Coach: E.L. Roberts

DATE	OPPONENT	SCORE	W/L
J 9	at Springville H.S.	34-19	W
J 10	BY H.S.	49-32	W
J 21	at American Fork Legion	56-34	W
J 24	Lehi Legion	47-20	W
J 31	at Utah State	27-55	L
M 4	at Utah	30-41	L

1920-21

Record: 10-2, 2-2, 2nd RMC
H/A: 9-0/1-2
Long Win/Loss Streak: 10/1
Coach: Alvin Twitchell

DATE	OPPONENT	SCORE	W/L
	at Lehi Legion	16-39	L
	Utah AA	33-29	W
	BY H.S.	56-23	W
	Alumni	29-25	W
	Pleasant Grove High	43-14	W
	Alumni	29-25	W
	Provo Legion	36-30	W
J 22	Utah	22-16	W
F 5	at Utah State	43-45	W
	Provo Legion	31-25	W
F 26	Utah State	30-28	W
M 5	at Utah	16-29	L

1921-22

Record, Conference: 9-3, 3-1, 1st RMC
H/A: 6-2/3-1
Long Win/Loss Streak: 6/1
Coach: Alvin Twitchell

DATE	OPPONENT	SCORE	W/L
	Provo Legion	24-36	L
	Provo Legion	35-24	W
	WAA	28-31	L
	Lehi H.S.	47-23	W
	BYU Frosh	32-22	W
	at Lehi H.S.	26-23	W
	at A.F. Legion	44-24	W
	A.F. Legion	36-10	W
F 3	Utah	29-16	W
F 11	Utah State	39-22	W
F 25	at Utah	32-27	W
M 3	at Utah State	34-36	L

1922-23

Record, Conference: 7-5, 4-4, T2nd RMC
H/A: 6-1/1-4
Long Win/Loss Streak: 6/5
Coach: Alvin Twitchell

DATE	OPPONENT	SCORE	W/L
J 4	at Carbon County H.S.	51-25	W
J 13	BY H.S.	24-17	W
J 20	West H.S.	44-20	W
J 24	Provo H.S.	30-20	W
J 26	Utah	36-29	W
J 27	Utah	25-19	W
F 2	at Utah State	19-55	L
F 3	at Utah State	30-36	L
F 9	at Utah	33-35	L
F 16	at Utah	18-24	L
F 17	at Utah	18-24	L
F 23	Utah State	22-23	L
F 24	Utah State	37-26	W

1923-24

Record, Conference: 14-4, 7-1, 1st RMC
H/A: 9-4/5-0
Long Win/Loss Streak: 5/1
Coach: Alvin Twitchell

DATE	OPPONENT	SCORE	W/L
	at Nephi H.S.	NS	W
	Wasatch H.S.	38-21	W
J 10	Colorado College	36-39	L
J 11	Colorado College (OT)	40-38	W
J 12	Colorado College	32-25	W
J 12	LDSU	34-38	L
J 18	Idaho AC	35-18	W
J 19	Nephi H.S.	39-25	W
J 25	at Utah	38-21	W
J 26	at Utah	36-26	W
J 29	Colorado Technical College	27-33	L
J 30	Colorado Technical College	34-31	W
F 8	Utah State	36-43	L
F 9	Utah State	38-21	W
F 15	Utah	37-22	W
F 16	Utah	34-32	W
F 22	at Utah State	30-27	W
F 23	at Utah State	32-25	W

1924-25

Record, Conference: 10-6, 5-3, 1st RMC
H/A: 2-0/2-2
Long Win/Loss Streak: 4/2
Coach: Alvin Twitchell

DATE	OPPONENT	SCORE	W/L
J 9	Nephi H.S.	44-20	W
J 10	Provo H.S.	31-24	W
J 17	Apex	34-22	W
J 23	at Utah State	29-26	W
J 24	at Utah State	22-42	L
F 6	Utah	33-35	L
F 7	Utah	42-25	W
F 13	Utah State	48-36	W
F 14	Utah State	24-23	W
F 20	Western State	54-18	W
F 21	Western State	55-27	W
F 27	at Utah	24-36	L
F 28	at Utah	41-36	W
M 19	at Colorado College	32-41	L
M 20	at Colorado College	34-42	L
M 21	at Colorado College	25-39	L



ALVIN TWITCHELL

Years: 1920-25 (5)

Record: 50-20 (.714)

1925-26

Record, Conference: 11-5, 7-5, 2nd RMC
H/A: 7-3/4-2
Long Win/Loss Streak: 4/3
Coach: E.L. Roberts

DATE	OPPONENT	SCORE	W/L
J 6	SE College (OK)	40-21	W
J 14	Apex	33-31	W
J 22	at Utah	22-21	W
J 23	at Utah	35-31	W
J 29	Utah State	31-49	L
J 30	Utah State	36-32	W
F 5	at Montana State	18-41	L
F 6	at Montana State	31-36	L
F 12	Utah	34-39	L
F 13	Utah	37-24	W
F 19	at Western State	53-22	W
F 20	at Western State	38-30	W
F 26	Utah State	52-43	W
F 27	Utah State	34-36	L
M 3	Montana State	52-33	W
M 4	Montana State	36-20	W

1926-27

Record, Conference: 5-14, 1-11, 4th RMC
H/A: 4-8/1-5
Long Win/Loss Streak: 1/6
Coach: E.L. Roberts

DATE	OPPONENT	SCORE	W/L
D 18	Dixie College	40-25	W
D 29	at Hinckley Academy	15-35	L
J 7	BY H.S.	22-24	L
J 8	BY H.S.	44-22	W
J 14	Arthur Academy	40-42	L
J 15	Alumni	47-33	W
J 21	at Utah State	47-50	L
J 22	at Utah State	34-62	L
J 28	Utah	39-42	L
J 29	Utah	35-37	L
F 4	at Montana State	37-64	L
F 5	at Montana State	33-49	L
F 12	Apex	50-22	W
F 18	Montana State	20-43	L
F 19	Montana State	38-53	L
F 25	at Utah	31-34	L
F 26	at Utah (OT)	40-34	W
M 4	Utah State	38-44	L
M 5	Utah State	35-42	L

ALL-TIME SEASON RESULTS

1927-28

Record, Conference: 13-10, 3-9, 4th RMC
H/A: 7-6/6-4
Long Win/Loss Streak: 9/7
Coach: E.L. Roberts

DATE	OPPONENT	SCORE	W/L
D 10	Arthur Academy	41-39	W
D 17	Oregon State	22-37	L
D 22	Ricks College	53-31	W
D 28	at Milford Academy	42-41	W
D 29	at Branch Academy	59-22	W
D 30	at Dixie College	30-24	W
D 31	at Dixie College	32-25	W
J 7	Branch AC	53-27	W
J 13	Milford AC	45-39	W
J 14	Milford Academy	45-34	W
J 14	Alumni	47-33	W
J 20	Montana State	41-43	L
J 21	Montana State	37-43	L
J 27	at Utah	37-30	W
J 28	at Utah	35-31	W
F 10	Utah State	49-34	W
F 11	Utah State	31-39	L
F 17	Utah	25-31	L
F 18	Utah	26-31	L
F	at Utah State	41-52	L
F	at Utah State	42-48	L
M	at Montana State	44-69	L
M	at Montana State	41-57	L

1928-29

Record, Conference: 20-10, 6-6, T2nd, RMC
H/A/N: 10-5/10-4/0-1
Long Win/Loss Streak: 8/2
Coach: G. Ott Romney

DATE	OPPONENT	SCORE	W/L
D 8	Alumni	36-48	L
D 8	Vico Oil	38-37	W
D 14	Dixie College	34-24	W
D 14	Snow College	41-26	W
D 17	Colorado State College	47-39	W
D 18	at Arthur Academy	42-60	L
D 26	v. North Dakota	50-53	L
D 28	North Dakota	42-26	W
D 29	North Dakota	31-30	W
J 2	at Los Angeles Academy	32-23	W
J 3	at Alhambra Academy	33-26	W
J 4	at Hollywood Academy	49-44	W
J 5	at Pacific Coast Academy	41-28	W
J 7	at Las Vegas Academy	42-26	W
J 9	Phillips	40-30	W
J 10	Phillips	38-51	L
J 18	Utah	41-38	W
J 19	Utah	49-45	W
J 23	at Montana Normal	77-25	W
J 24	at Montana Mines	29-25	W
J 25	at Montana State	36-72	L
J 26	at Montana State	37-67	L
F 1	at Utah State	53-45	W
F 2	at Utah State	46-34	W
F 8	at Utah	41-56	L
F 9	at Utah	53-37	W
F 18	Montana State	42-70	L
F 19	Montana State	57-66	L
M 1	Utah State	49-45	W
M 2	Utah State	50-52	L

1929-30

Record, Conference: 23-7, 6-6, 3rd RMC
H/A: 12-2/11-5
Long Win/Loss Streak: 9/2
Coach: G. Ott Romney

DATE	OPPONENT	SCORE	W/L
D 4	38th Infantry	55-26	W
D 4	College All-Stars	63-44	W
D 11	Alumni	63-45	W
D 16	Wyoming	47-25	W
D 18	Wyoming	51-38	W
D 21	at UCLA	47-40	W
D 23	at UCLA	43-47	L
D 26	at Los Angeles	45-39	W
D 27	at Pacific Coast Academy	34-33	W
D 28	at Hollywood Academy	79-50	W
D 30	at Occidental	47-43	W
J 2	at San Bernardino JC	49-23	W
J 3	at Dixie College	36-32	W
J 4	at Snow College	41-28	W
J 10	Nevada-Reno	44-26	W
J 11	Nevada-Reno	46-35	W
J 17	Utah State	37-39	L
J 18	Utah State	53-37	W
J 24	Montana State	43-69	L
J 25	Montana State	45-42	W
J 31	at Utah	49-53	L
F 1	at Utah	30-38	L
F 7	at Montana State	47-41	W
F 8	at Montana State	39-70	L
F 10	at Idaho State	51-33	W
F 14	at Utah State	49-36	W
F 15	at Utah State	41-55	L
F 21	Montana Miners	56-37	W
F 28	Utah	56-31	W
M 1	Utah	59-42	W

1930-31

Record, Conference: 20-13, 7-5, T2nd RMC
H/A: 8-3/12-10
Long Win/Loss Streak: 4/3
Coach: G. Ott Romney

DATE	OPPONENT	SCORE	W/L
N 29	Alumni	57-49	W
D 5	Deseret News Academy	63-30	W
D 6	Alumni	80-68	W
D 11	at Rock Springs Academy	47-50	L
D 12	at Wyoming	36-37	L
D 13	at Wyoming	46-42	W
D 15	at Colorado State College	42-29	W
D 17	at Henry's (Wichita)	29-61	L
D 19	at Butler	34-45	L
D 20	at Illinois Wesleyan	34-33	W
D 22	at Marquette	31-35	L
D 26	at John Carroll	58-27	W
D 27	at Western Reserve	42-27	W
D 29	at Michigan State	28-29	L
D 30	at Chicago	38-35	W
D 31	at St. Louis	37-32	W
J 1	at Wittenberg	36-43	L
J 3	at Cincinnati	41-27	W
J 5	Nebraska	55-44	W
J 8	Henry's (Wichita)	45-52	L
J 12	Montana State	63-52	W
J 13	Montana State (OT)	54-50	W
J 23	Utah (OT)	51-52	L
J 24	Utah	43-45	L
J 30	at Utah State	59-61	L
J 31	at Utah State	45-39	W
F 6	at Montana State	27-42	L
F 7	at Montana State	53-41	W
F 9	at Idaho State	76-34	W
F 20	Utah State	61-51	W
F 21	Utah State	53-40	W
F 27	at Utah	39-49	L
F 28	at Utah	57-49	W

1931-32

Record, Conference: 20-12, 8-4, T1st RMC
H/A/N: 11-3/8-9/1-0
Long Win/Loss Streak: 5/3
Coach: G. Ott Romney

DATE	OPPONENT	SCORE	W/L
N 26	Utah State Alumni	62-51	W
N 27	Utah Alumni	55-33	W
N 28	Alumni	58-36	W
D 4	Gila College	50-23	W
D 5	Gila College	52-28	W
D 11	at Wisconsin	16-32	L
D 12	at Loyola (Ill.)	30-35	L
D 14	at Marquette	39-32	W
D 15	at Iowa State	28-47	L
D 17	at Nebraska	31-27	W
D 19	at Creighton	36-41	L
D 21	at Wyoming	47-57	L
D 22	at Wyoming	31-61	L
D 28	Olson's Swedes	35-25	W
J 7	Henry's (Wichita)	43-30	W
J 8	Henry's (Wichita)	39-22	W
J 15	at Utah	44-36	W
J 16	at Utah	39-40	L
J 22	Utah State (OT)	45-47	L
J 23	Utah State	40-37	W
J 29	at Montana State	36-23	W
J 30	at Montana State	37-22	W
F 5	Utah	32-35	L
F 6	Utah	43-34	W
F 15	Montana State	48-26	W
F 16	Montana State	42-43	L
F 26	at Utah State	39-32	W
F 27	at Utah State	63-50	W
M 1	vs. Utah	35-33	W
M 3	at Wyoming	33-37	L
M 4	at Wyoming	28-29	L
M 5	at Wyoming	38-22	W

1932-33

Record, Conference: 20-7, 9-3, 1st RMC
H/A/N: 9-4/10-3/1-0
Long Win/Loss Streak: 6/2
Coach: G. Ott Romney

DATE	OPPONENT	SCORE	W/L
D 8	Alumni	47-26	W
D 8	Alumni	43-35	W
D 16	at Western State	58-20	W
D 17	at Western State	49-41	W
D 19	at Colorado State College	38-33	W
D 20	at Colorado State College	46-36	W
D 21	at Denver Piggly Wiggly	20-41	L
D 22	at Colorado College	43-30	W
D 23	at Colorado College	55-34	W
J 5	Henry's (Wichita)	30-47	L
J 6	Olson's Swedes	31-32	L
J 13	Utah	40-27	W
J 14	Utah	33-34	L
J 20	at Montana State	53-38	W
J 21	at Montana State	33-26	L
J 27	at Utah State	33-40	L
J 28	at Utah State	59-44	W
F 6	Montana State	42-29	W
F 7	Montana State	53-27	W
F 17	at Utah	43-42	W
F 18	at Utah	36-50	L
F 24	Utah State	37-30	W
F 25	Utah State	48-36	W
M 4	vs. Utah	43-26	W
M 9	Wyoming	25-35	L
M 10	Wyoming	37-33	W
M 11	Wyoming	41-39	W



G. OTT ROMNEY

Years: 1928-35 (7)
Record: 139-71 (.662)

ALL-TIME SEASON RESULTS

1933-34

Record, Conference: 18-12, 9-3, 1st RMC
H/A/N: 10-2/8-8/0-2
Long Win/Loss Streak: 8/4
Coach: G. Ott Romney

DATE	OPPONENT	SCORE	W/L
D 6	Clark's Ins.	56-38	W
D 6	Alumni	56-51	L
D 11	Ogden Boosters	30-31	L
D 13	Denver Academy	47-50	L
D 18	Colorado College	43-27	W
D 19	Granite Mart	56-35	W
D 21	vs. Ogden Boosters	26-36	L
D 22	vs. USC	33-36	L
D 26	at Denver Piggly Wiggly	25-49	L
D 27	at Denver	43-38	W
D 28	at Denver AC	36-35	W
D 29	at Colorado	31-38	L
D 30	at Western State	51-42	W
J 1	at Western State	54-32	W
J 2	at Cook's Sporting Goods	59-26	W
J 12	Utah State	57-34	W
J 13	Utah State	42-35	W
J 19	Montana State	48-31	W
J 20	Montana State	52-37	W
J 26	at Utah	41-37	W
J 27	at Utah	30-43	L
F 9	Utah	45-31	W
F 10	Utah	40-28	W
F 16	at Utah State	48-37	W
F 17	at Utah State	35-43	L
F 23	at Montana State	44-30	W
F 24	at Montana State	23-32	L
M 8	at Wyoming	38-43	L
M 9	at Wyoming (OT)	44-47	L
M 10	at Wyoming	34-43	L

1934-35

Record, Conference: 18-10, 6-6, 2nd RMC
H/A/N: 14-4/3-6/1-0
Long Win/Loss Streak: 11/4
Coach: G. Ott Romney

DATE	OPPONENT	SCORE	W/L
N 21	Alumni	68-51	W
N 21	Alumni	51-53	L
N 30	Gibbs Institute	65-26	W
N 30	Alumni	34-40	L
D 5	Pinnacle Beverage	49-33	W
D 10	CYO	63-37	W
D 13	Denver AC	29-36	L
D 20	at Creighton	48-38	W
D 21	at Colorado State College	56-22	W
D 22	at Denver AC	33-41	L
D 28	Colorado State College	46-35	W
D 29	vs. Colorado State College	66-49	W
J 4	Branch AC	68-35	W
J 4	Dixie College	56-31	W
J 5	Branch AC	51-38	W
J 5	Dixie College	70-34	W
J 11	Utah	54-25	W
J 12	Utah	56-53	W
J 18	Montana State	62-28	W
J 19	Montana State	55-32	W
J 25	at Utah State	39-38	W
J 26	at Utah State	27-41	L
F 8	Utah State (OT)	47-48	L
F 9	Utah State	40-39	W
F 15	at Utah (OT)	46-50	L
F 16	at Utah	43-52	L
F 22	at Montana State	41-53	L
F 23	at Montana State	46-56	L



EDWIN R. KIMBALL
Years: 1935-36, 38-41 (4)
Record: 59-38 (.608)

1935-36

Record, Conference: 16-9, 6-6, 2nd RMC
H/A: 9-3/7-6
Long Win/Loss Streak: 7/4
Coach: Edwin R. Kimball

DATE	OPPONENT	SCORE	W/L
D 7	Alumni	72-52	W
D 13	Taylor Brothers	75-45	W
D 16	at Denver	45-49	L
D 17	at Nebraska	34-53	L
D 18	at Hastings	54-30	W
D 19	at Creighton	43-36	W
D 20	at Colorado College	38-41	L
D 21	at Colorado College	61-45	W
D 24	at Drake	63-38	W
D 28	Nebraska	46-39	W
D 30	Fresno State	63-54	W
D 31	Fresno State	72-41	W
J 4	Pacific States Pipe	75-16	W
J 10	at Montana State	45-40	W
J 11	at Montana State	40-42	L
J 17	Utah	42-34	W
J 18	Utah	47-42	W
J 27	Montana State	63-31	W
J 28	Montana State	39-42	L
F 7	Utah State	35-36	L
F 8	Utah State	33-37	L
F 14	at Utah	35-36	L
F 15	at Utah	37-36	W
F 21	at Utah State	39-32	W
F 22	at Utah State	41-51	L



FRED "BUCK" DIXON
Years: 1936-38 (2)
Record: 25-23 (.521)

1936-37

Record, Conference: 17-10, 5-7, T3rd RMC
H/A/N: 8-3/8-6/1-1
Long Win/Loss Streak: 7/4
Coach: Fred "Buck" Dixon

DATE	OPPONENT	SCORE	W/L
D 5	Alumni	40-29	W
D 5	Alumni	58-31	W
D 11	Idaho State	30-24	W
D 12	Idaho State	34-35	L
D 18	vs. Western State	43-42	W
D 19	vs. Western State	39-42	L
D 21	Western State	66-35	W
D 30	at Loyola Marymount	32-35	L
J 2	at La Verne	66-21	W
J 4	at Fresno State	38-30	W
J 5	at Fresno State	45-44	W
J 6	at UC-Davis	38-28	W
J 7	at UC-Davis	33-32	W
J 8	at Nevada	42-38	W
J 9	at Nevada	36-24	W
J 15	Utah State	31-40	L
J 16	Utah State	49-35	W
J 22	Montana State	38-32	W
J 23	Montana State	42-37	W
J 29	at Utah	30-45	L
J 30	at Utah	40-41	L
F 5	at Montana State	33-71	L
F 6	at Montana State	45-55	L
F 12	at Utah State	55-45	W
F 13	at Utah State	38-47	L
F 19	Utah	35-43	L
F 20	Utah	36-31	W

1937-38

Record, Conference: 8-13, 4-8, 5th SC
H/A: 7-6/1-7
Long Win/Loss Streak: 3/4
Coach: Fred "Buck" Dixon

DATE	OPPONENT	SCORE	W/L
D 11	Alumni	68-78	L
D 17	at Idaho State	30-38	L
D 18	at Idaho State	32-40	L
D 20	Idaho	40-45	L
D 21	Idaho	47-40	W
D 22	Hastings	47-43	W
D 30	Nevada	49-45	W
J 7	Nevada	42-44	L
J 8	Alumni	59-57	W
J 14	at Denver	63-51	W
J 15	at Colorado	37-54	L
J 21	at Utah State	53-60	L
J 22	Utah	41-48	L
J 28	Colorado State	50-46	W
J 29	Colorado	49-55	L
F 11	at Wyoming	47-61	L
F 12	at Colorado State	39-45	L
F 19	Wyoming	38-49	L
F 25	Utah State	58-50	W
F 26	Denver	74-41	W
M 4	at Utah	43-54	L

1938-39

Record, Conference: 12-12, 4-8, T5th SC
H/A/N: 8-3/4-8/0-1
Long Win/Loss Streak: 3/4
Coach: Edwin R. Kimball

DATE	OPPONENT	SCORE	W/L
D 10	Weber College	37-45	L
D 10	Alumni	43-42	W
D 13	Ecker Studio	55-47	W
D 19	at Montana	50-71	L
D 20	at Montana	54-47	W
D 21	at Montana State	50-46	W
D 22	at Montana State	38-43	L
D 23	at Idaho State	40-17	W
D 24	at Idaho State	34-25	W
D 27	Montana	50-46	W
D 28	vs. Montana	38-45	L
J 7	Utah State	46-54	L
J 13	at Colorado	33-44	L
J 14	at Wyoming	27-35	L
J 20	Utah	40-32	W
J 27	Montana State	69-35	W
F 7	Colorado	35-34	W
F 10	at Colorado State	43-44	L
F 11	at Denver	49-53	L
F 17	Denver	52-34	W
F 18	Wyoming	44-46	L
F 25	Colorado State	91-52	W
M 3	at Utah	47-52	L
M 4	at Utah State	38-53	L

1939-40

Record, Conference: 17-8, 7-5, T3rd SC
Home: 10-3/6-4/1-1
Long Win/Loss Streak: 6/2
Coach: Edwin R. Kimball

DATE	OPPONENT	SCORE	W/L
D 9	Weber College	47-43	W
D 9	Alumni	52-54	L
D 15	Idaho State	42-48	L
D 16	Provo Lions	53-41	W
D 16	Idaho State	59-31	W
D 19	at Ricks College	77-49	W
D 20	vs. Oregon State	30-57	L
D 21	vs. Oregon State	47-42	W
D 29	Provo Lions	61-53	W
D 30	at Weber College	70-35	W
J 2	Clark's Institute	66-53	W
J 5	at Montana State	47-33	W
J 6	at Montana State	58-35	W
J 13	Colorado	47-75	L
J 19	at Colorado State	32-40	L
J 20	at Denver	54-44	W
J 26	Denver	63-48	W
J 27	Wyoming	34-29	W
F 3	Colorado State	62-42	W
F 9	at Utah	39-45	L
F 10	at Utah State	35-55	L
F 17	Utah State	49-43	W
F 23	Utah	52-41	W
M 1	at Colorado	43-64	L
M 2	at Wyoming	50-45	W

ALL-TIME SEASON RESULTS

1940-41

Record, Conference: 14-9, 6-6, 4th SC
H/A/N: 8-2/5-6/1-1
Long Win/Loss Streak: 5/2
Coach: Edwin R. Kimball

DATE	OPPONENT	SCORE	W/L
D 7	Weber College	50-16	W
D 7	Alumni	70-40	W
D 13	at Idaho State	39-27	W
D 14	at Idaho State	56-29	W
D 18	at St. Barbara State College	47-39	W
D 19	at San Diego State	45-49	L
D 20	at San Diego State	40-42	L
D 27	vs. Montana	47-41	W
D 28	vs. Montana	44-48	L
J 3	Montana State	67-45	W
J 4	Montana State	67-45	W
J 10	Utah State	66-34	W
J 17	at Wyoming	45-46	L
J 18	at Colorado	31-34	L
J 24	Utah	27-32	L
F 14	Colorado	45-50	L
F 15	at Colorado State	40-36	W
F 21	at Denver (OT)	34-32	W
F 22	Denver	52-37	W
F 28	Wyoming	49-45	W
M 1	Colorado State	60-33	W
M 7	at Utah	39-50	L
M 8	at Utah State	47-48	L

1941-42

Record, Conference: 17-3, 9-3, T2nd SC
H/A/N: 7-1/8-2/2-0
Long Win/Loss Streak: 13/1
Coach: Floyd Millett

DATE	OPPONENT	SCORE	W/L
D 6	Weber College	51-28	W
D 13	Idaho State	53-29	W
D 19	at Montana State	51-37	W
D 20	at Montana	46-34	W
D 22	at Montana State	64-48	W
D 23	at Idaho State	45-28	W
J 2	vs. Nevada	65-31	W
J 3	vs. Nevada	76-44	W
J 10	at Utah State	54-24	W
J 16	Wyoming	53-49	W
J 23	Denver	45-30	W
J 24	Colorado State	52-27	W
J 30	at Denver	46-34	W
J 31	at Wyoming	34-45	L
F 7	at Utah	50-42	W
F 14	Colorado	49-52	L
F 21	Utah State	57-52	W
F 27	at Colorado State	54-41	W
F 28	at Colorado	35-52	L
M 7	Utah	42-40	W

1942-43

Record, Conference: 15-7, 7-1, 1st SC
H/A: 9-0/6-7
Long Win/Loss Streak: 9/3
Coach: Floyd Millett

DATE	OPPONENT	SCORE	W/L
N 28	Weber College	47-45	W
N 28	Alumni	52-35	W
D 9	at Canisius (OT)	50-49	W
D 12	at Long Island	40-43	L
D 15	at Temple	32-35	L
D 18	at Loyola (Ill.)	44-50	L
J 5	Carbon College	72-20	W
J 5	Snow College	78-38	W
J 12	Ecker Studio	39-30	W
J 15	at Utah State	38-43	L
J 16	at Utah State	58-41	W
J 22	at Snow College	74-43	W
J 29	Utah	41-30	W
J 30	Utah	41-29	W
F 5	at Weber College	53-51	W
F 12	at Utah	44-34	W
F 13	at Utah	47-45	W
F 19	Utah State	44-38	W
F 20	Utah State	63-59	W
F 25	at Wyoming	42-53	L
F 26	at Wyoming	43-47	L
F 27	at Wyoming	43-66	L

1943-44

Record, Conference: 3-2, None
H/A: 1-0/2-2
Long Win Streak: 2
Long Loss Streak: 2
Coach: Floyd Millett

DATE	OPPONENT	SCORE	W/L
D 4	Alumni	57-54	W
D 11	at Canisius	45-36	W
D 14	at Long Island	41-56	L
D 18	at Albright	49-53	L
D 22	at Omaha	45-40	W



FLOYD MILLETT
Years: 1941-49 (8)
Record: 104-77 (.575)

1944-45

Record, Conference: 11-12, None
H/A/N: 4-5/7-6/0-1
Long Win/Loss Streak: 4/3
Coach: Floyd Millett

DATE	OPPONENT	SCORE	W/L
N 30	Alumni	28-60	L
D 2	Montana State	51-31	W
D 8	Kearns Depot	39-41	L
D 9	Ecker Studio	48-56	L
D 15	at Idaho State	35-45	L
D 16	at Idaho State	45-33	W
D 20	vs. Ecker Studio	41-61	L
D 29	at Pepperdine	51-56	L
D 30	at Pratt Aircraft	43-44	L
J 2	at Walker Bomb.	48-45	W
J 3	at Walker Bomb.	59-47	W
J 5	at U.S. Naval Hospital	44-34	W
J 12	at Kearns Depot	47-42	W
J 19	at Wyoming	41-51	L
J 20	at Colorado	36-55	L
J 26	Utah	46-51	L
F 3	Utah State	50-41	W
F 13	Colorado	60-58	W
F 17	at Denver	61-50	W
F 23	Denver	70-31	W
F 24	Wyoming	34-39	L
M 3	at Utah	52-56	L
M 7	at Utah State	64-37	W

1945-46

Record, Conference: 12-13, 6-6, T4th SC
H/A/N: 4-4/6-7/2-2
Long Win/Loss Streak: 4/3
Coach: Floyd Millett

DATE	OPPONENT	SCORE	W/L
D 1	Alumni	61-62	L
D 6	vs. Wyoming	49-58	L
D 7	vs. Montana State	55-40	W
D 8	vs. Wyoming	37-52	L
D 10	vs. Idaho State	58-47	W
D 11	at Idaho State	54-47	W
D 11	Clearfield Navy	60-16	W
D 21	at Kearns Depot	42-54	L
D 27	at Manhattan	53-43	W
J 1	at Canisius	62-52	W
J 3	at Northwestern	41-61	L
J 4	at Loyola (Ill.)	43-44	L
J 5	at Valparaiso	58-72	L
J 12	at Utah State	47-29	W
J 18	Wyoming	36-41	L
J 25	Denver	48-23	W
J 26	Colorado State	42-41	W
F 1	at Denver	37-36	W
F 2	at Wyoming	57-41	W
F 9	at Utah	28-46	L
F 16	Colorado	53-65	L
F 23	Utah State	64-48	W
M 2	at Colorado State	40-47	L
M 4	at Colorado	42-60	L
M 9	Utah	53-71	L

1946-47

Record, Conference: 9-16, 3-9, 6th SC
H/A/N: 6-4/1-11/2-1
Long Win/Loss Streak: 3/5
Coach: Floyd Millett

DATE	OPPONENT	SCORE	W/L
N 30	Alumni	70-54	W
D 4	at Northern Arizona	41-54	L
D 5	vs. Arizona State	55-58	L
D 6	vs. Arizona State	52-33	W
D 11	Washington State	49-50	L
D 12	Washington State	44-38	W
D 14	Idaho State	50-39	W
D 20	vs. San Francisco+	45-36	W
D 21	at Nevada+	32-50	L
J 1	at Long Island	59-62	L
J 4	at Temple	57-55	W
J 6	at Western Kentucky	44-62	L
J 7	at Western Kentucky	40-59	L
J 17	at Colorado	44-56	L
J 18	at Denver	51-64	L
J 24	Wyoming	44-51	L
J 31	Colorado State	69-47	W
F 8	Utah	54-62	L
F 14	at Colorado State	48-51	L
F 15	at Wyoming	47-70	L
F 21	Colorado	47-36	W
F 22	Utah State	62-40	W
F 28	Denver	56-59	L
M 4	at Utah State	49-52	L
M 8	at Utah	66-82	L
	+ Reno Tournament		

1947-48

Record, Conference: 16-11, 8-2, 1st SC
H/A/N: 9-0/5-8/2-3
Long Win/Loss Streak: 6/4
Coach: Floyd Millett

DATE	OPPONENT	SCORE	W/L
N 29	Alumni	65-54	W
	at Camp Monmouth	60-30	W
D 4	at CCNY (OT)	56-61	L
D 5	at Syracuse	52-74	L
D 6	at Niagara	54-53	W
D 8	at West Virginia	51-68	L
D 9	at Duquesne	39-51	L
D 15	Arizona State	46-45	W
D 16	Arizona State	48-45	W
D 26	vs. Arkansas+	65-58	W
D 27	vs. Syracuse+	45-53	L
D 30	vs. Idaho+	41-42	L
J 2	at Nevada	44-45	L
J 3	at Nevada	57-64	L
J 10	Ecuador	67-21	W
J 16	Denver	75-69	W
J 17	at Utah	65-63	W
J 23	at Denver	53-58	L
J 24	at Colorado State	64-51	W
J 26	at Wyoming	45-39	W
J 31	Utah State	66-47	W
F 7	Wyoming	57-42	W
F 16	Colorado State	79-48	W
F 21	Utah	55-51	W
F 28	at Utah State	65-68	L
M 8	vs. Delta State# (OT)	66-61	W
M 10	vs. Indiana State#	68-82	L
	+ Los Angeles Invitational		
	# National Intercollegiate Tournament (Kansas City)		

ALL-TIME SEASON RESULTS



STAN WATTS

Years: 1949-72 (23)

Record: 371-254 (.594)

1948-49

Record, Conference: 21-13, 12-8, 4th SC

H/A/N: 10-2/8-8/3-3

Long Win/Loss Streak: 7/3

Vs. Ranked Teams: 3-2

Coach: Floyd Millet

DATE	OPPONENT	SCORE	W/L
N 20	Alumni	64-49	W
N 26	at Idaho State	58-43	W
N 27	at Idaho State	52-46	W
D 4	at CCNY	57-70	L
D 6	at Muhlenberg	60-56	W
D 8	at Valparaiso	62-57	W
D 10	at La Salle	54-76	L
D 17	San Jose State	60-47	W
D 18	San Jose State	73-67	W
D 29	vs. Montana+	74-76	L
D 30	vs. Marshall+	64-83	L
J 3	vs. Nevada+	59-56	W
J 4	vs. Nevada+	61-57	W
J 10	Denver	48-50	L
J 14	at Wyoming	48-59	L
J 15	at Wyoming	38-58	L
J 17	at Denver	51-48	W
J 21	Utah State	60-51	W
J 22	Utah State	64-56	W
J 24	Wyoming	54-42	W
J 29	at No. 10 Utah	56-55	W
J 31	No. 10 Utah	65-45	W
F 4	at Colorado State	66-54	W
F 5	at Colorado State	54-62	L
F 7	at Denver	54-68	L
F 11	at Utah State	54-58	L
F 12	at Utah State	67-54	W
F 18	at No. 14 Utah	49-58	L
F 19	No. 14 Utah	52-54	L
F 21	No. 19 Wyoming	50-48	W
F 25	Colorado State	79-49	W
F 26	Colorado State	72-52	W
M 7	vs. N.W. Oklahoma State#	79-50	W
M 8	vs. N.W. Louisiana State#	57-59	L

+ Los Angeles Invitational

NIAB Tournament (Kansas City)

1949-50

Record, Conference: 22-12, 14-6, 1st SC

H/A/N: 10-0/9-8/3-4

Long Win/Loss Streak: 8/5

Vs. Ranked Teams: 3-0

Coach: Stan Watts

DATE	OPPONENT	SCORE	W/L
D 2	at Idaho State	67-44	W
D 3	at Idaho State	83-56	W
D 8	at Regis	53-37	W
D 9	vs. Wyoming	57-54	W
D 10	at Denver	56-54	W
D 13	vs. Culver-Stockton*	69-57	W
D 15	at Pepperdine*	39-45	L
D 16	vs. Gonzaga*	41-46	L
D 29	at Beloit*	61-63	L
D 31	at Toledo*	51-66	L
J 2	at Bowling Green	50-75	L
J 4	at Loyola (Ill.)	54-45	W
J 13	at Wyoming	39-46	L
J 14	at Wyoming	27-53	L
J 16	at Denver	63-45	W
J 20	Denver	55-39	W
J 21	Utah State	71-41	W

J 23	at Utah State	48-47	W
J 28	at Utah	71-51	W
J 30	Utah	61-51	W
F 3	Colorado State	46-42	W
F 4	Colorado State	58-45	W
F 10	at Denver	46-54	L
F 11	at Colorado State	30-40	L
F 13	at Colorado State	46-55	L
F 17	at Utah	42-56	L
F 18	Utah	56-46	W
F 24	at Utah State	60-46	W
F 25	Utah State	63-35	W
M 3	No. 18 Wyoming	55-44	W
M 4	No. 18 Wyoming	70-52	W
M 6	Denver	79-50	W
M 24	vs. Baylor#	55-56	L
M 25	vs. No. 7 UCLA#	83-62	W

1950-51

Record, Conference: 28-9, 15-5, 1st SC

H/A/N: 13-1/9-5/6-3

Long Win/Loss Streak: 9/2

Highest Rank: 11th AP

Final Rank: 10th UPI, 11th AP

Vs. Ranked Teams: 5-2

Coach: Stan Watts

DATE	OPPONENT	SCORE	W/L
N 24	Regis	68-55	W
N 25	Regis	71-58	W
D 2	at Niagara	84-69	W
D 5	at CCNY	69-71	L
D 7	at Eastern Kentucky	63-58	W
D 9	at Marshall	70-57	W
D 19	Indiana State	75-72	W
D 20	Indiana State	79-58	W
D 27	vs. Utah*	49-58	L
D 29	vs. New Mexico*	64-56	W
D 30	vs. Colorado State*	77-52	W
J 5	at Denver	53-47	W
J 6	at Denver	41-42	L
J 8	at No. 10 Wyoming	61-57	W
J 12	at Utah State	72-59	W
J 13	at Utah State	68-72	L
J 19	No. 13 Wyoming	64-58	W
J 20	No. 13 Wyoming	65-38	W
J 25	Denver	91-58	W
J 27	Denver	60-44	W
F 2	Utah State	83-57	W
F 3	Utah State	51-42	W
F 8	Colorado State	70-42	W
F 9	Colorado State	65-40	W
F 16	at Utah	73-60	W
F 17	Utah	49-54	L
F 23	at Colorado State	50-45	W
F 24	at Colorado State	60-51	W
F 26	at Wyoming	49-50	L
M 2	Utah	58-67	L
M 3	Utah	69-50	W
M 12	vs. No. 10 St. Louis+	75-58	W
M 15	vs. Seton Hall+	69-59	W
M 17	vs. No. 13 Dayton+	62-43	W
M 21	vs. San Jose State#	68-61	W
M 23	vs. No. 4 Kansas State#	54-64	L
M 24	vs. No. 15 Washington#	67-80	L

1951-52

Record, Conference: 14-10, 9-5, 2nd SC

H/A/N: 8-2/6-0/0-2

Long Win/Loss Streak: 5/2

Vs. Ranked Teams: 0-2

Coach: Stan Watts

DATE	OPPONENT	SCORE	W/L
D 1	Arizona	68-62	W
D 3	at Hamline	62-72	L
D 6	at St. John's	52-66	L
D 8	at Niagara	53-48	W
D 10	at Syracuse	58-63	L
D 12	at Toledo	58-57	W
D 21	Santa Clara	64-59	W
D 22	Santa Clara	66-61	W
D 28	vs. No. 1 Kentucky*	64-84	L
D 29	vs. Villanova*	58-72	L
J 11	Denver	55-51	W
J 12	Montana	80-56	W
J 19	Colorado State	68-47	W
J 24	at Denver	59-53	W
J 26	at New Mexico	72-49	W
F 1	at Utah State	40-57	L
F 2	Utah	48-51	L
F 8	at Montana	50-47	W
F 15	Utah State	69-67	W
F 16	Wyoming	43-48	L

F 23	New Mexico	90-61	W
F 29	at Colorado State	75-65	W
M 1	at No. 16 Wyoming	49-55	L
M 8	at Utah	50-61	L

* Sugar Bowl Tournament

1952-53

Record, Conference: 22-8, 11-3, 2nd SC

H/A/N: 12-0/8-7/2-1

Long Win/Loss Streak: 7/2

Vs. Ranked Teams: 1-1

Coach: Stan Watts

DATE	OPPONENT	SCORE	W/L
N 28	at Idaho State	69-44	W
N 29	at Idaho State	65-47	W
D 5	at State-LA	82-49	W
D 6	at Cal State-LA	56-37	W
D 12	San Francisco	53-52	W
D 16	Washington State	64-44	W
D 19	at Oregon State	69-66	W
D 20	at Oregon State	65-67	L
D 22	No. 17 St. Louis	86-69	W
D 27	at Eastern Kentucky	67-69	L
D 29	vs. Duke*	69-68	W
D 30	vs. Wake Forest*	84-58	W
D 31	at No. 9 N.C. State*	59-75	L
J 3	at Utah State	72-66	W
J 8	at Denver	55-54	W
J 10	at New Mexico	73-57	W
J 16	at Montana	51-56	L
J 23	Wyoming	71-42	W
J 24	Colorado State	75-47	W
J 30	Montana	91-56	W
J 31	Utah State	77-60	W
F 7	at Saint Mary's (Calif.)	78-50	W
F 8	at Santa Clara	64-72	L
F 14	Utah	62-50	W
F 21	at Utah	73-50	W
F 27	at Wyoming	59-63	L
F 28	at Colorado State	57-63	L
M 5	Denver	69-40	W
M 6	New Mexico	61-43	W
M 9	vs. Niagara+	76-82	L

* Dixie Classic

+ NIT (New York)

1953-54

Record, Conference: 18-11, 9-5, 3rd SC

H/A/N: 12-2/6-6/0-3

Long Win/Loss Streak: 8/4

Highest Rank: 19th AP

Vs. Ranked Teams: 0-1

Coach: Stan Watts

DATE	OPPONENT	SCORE	W/L
D 4	Idaho State	70-59	W
D 5	Idaho State	63-50	W
D 11	TCU	59-48	W
D 12	TCU	71-61	W
D 18	Murray State	77-65	W
D 19	Murray State	89-66	W
D 22	San Francisco	68-61	W
D 26	at Manhattan*	75-58	W
D 28	vs. Duquesne*	47-69	L
D 30	vs. No. 13 La Salle*	62-74	L
J 2	at Bradley	50-77	L
J 5	at Saint Louis	74-86	L
J 8	Denver	81-58	W
J 9	New Mexico	76-63	W
J 14	at Utah State	68-73	L
J 16	at Montana	71-62	W
J 22	Montana	62-54	W
J 23	Utah State	75-63	W
J 29	at Washington	89-79	W
J 30	at Washington	51-55	L
F 12	at Wyoming	47-63	L
F 13	at Colorado State	76-77	L
F 19	at Utah	85-76	W
F 20	Utah	64-70	L
F 26	Wyoming	51-42	W
F 27	Colorado State	69-71	L
M 4	at New Mexico	84-79	W
M 6	at Denver	69-57	W
M 8	vs. Saint Francis PA+	68-81	L

* Holiday Festival

+ NIT (New York)

ALL-TIME SEASON RESULTS

1954-55

Record, Conference: 13-13, 10-4, 2nd SC
H/A: 9-3/4-10
Long Win/Loss Streak: 5/3
Vs. Ranked Teams: 1-1
Coach: Stan Watts

DATE	OPPONENT	SCORE	W/L
D 4	at Colorado	66-88	L
D 6	at Colorado	46-65	L
D 10	Washington	44-64	L
D 11	Washington (OT)	69-64	W
D 17	Baylor	78-66	W
D 18	Baylor	66-67	L
D 22	Michigan	70-60	W
D 30	at W. Kentucky	78-89	L
J 1	at Murray State (OT)	85-86	L
J 4	at Manhattan	75-78	L
J 6	at New Mexico	92-62	W
J 8	at Denver	90-68	W
J 14	Montana	92-68	W
J 15	Utah State	58-62	L
J 21	at Colorado State	74-68	W
J 22	at Wyoming	60-68	L
J 28	at Oregon	71-82	L
J 29	at Oregon	76-81	L
F 11	No. 5 Utah (OT)	76-74	W
F 12	at No. 5 Utah	71-78	L
F 17	at Utah State	71-76	L
F 19	at Montana	63-62	W
F 25	Colorado State	94-65	W
F 26	Wyoming	75-62	W
M 4	Denver	78-62	W
M 5	New Mexico	74-48	W

1955-56

Record, Conference: 18-8, 10-4, 2nd SC
H/A/N: 12-2/5-6/1-0
Long Win/Loss Streak: 6/2
Highest Rank: 5th AP
Vs. Ranked Teams: 0-2
Coach: Stan Watts

DATE	OPPONENT	SCORE	W/L
D 2	UCLA	75-58	W
D 3	UCLA	67-65	W
D 9	Oregon	72-61	W
D 10	Oregon	83-52	W
D 16	Colorado	70-53	W
D 17	Colorado	84-53	W
D 21	at No. 2 North Carolina State	81-95	L
D 22	at Wake Forest	80-86	L
D 27	vs. Toledo*	89-70	W
D 28	at Detroit*	99-77	W
D 30	at Michigan	79-80	L
J 6	at Montana	73-64	W
J 13	Colorado State	61-49	W
J 14	Wyoming	74-48	W
J 21	No. 14 Oklahoma City	60-62	L
J 28	at Utah State	56-63	L
F 3	New Mexico	87-53	W
F 4	Denver	81-65	W
F 9	Utah State	92-62	W
F 11	at Utah	63-82	L
F 17	at Colorado State	59-70	L
F 18	at Wyoming	78-67	W
F 24	Utah	77-82	L
F 25	Montana	95-73	W
M 1	at New Mexico	75-69	W
M 3	at Denver	96-86	W

* Motor City Tournament

1956-57

Record, Conference: 19-9, 11-3, 1st SC
H/A/N: 11-1/6-6/2-2
Long Win/Loss Streak: 7/3
Highest Rank: 14th UPI
Final Rank: 14th UPI
Vs. Ranked Teams: 1-1
Coach: Stan Watts

DATE	OPPONENT	SCORE	W/L
N 20	Oregon State	55-62	L
D 1	Washington	70-66	W
D 6	at Iowa State	48-57	L
D 8	at Michigan State	61-79	L
D 14	at UCLA	69-74	L
D 15	at UCLA	59-58	W
D 21	Bowling Green	73-56	W
D 22	Bowling Green	78-69	W
D 26	at St. John's*	89-75	W
D 28	vs. Notre Dame*	66-91	L
D 29	vs. Ohio State	84-78	W
J 4	Montana	85-68	W
J 11	at Colorado State	66-61	W
J 12	at Wyoming	82-71	W
J 18	at Utah State	75-76	L
J 25	Utah State	93-76	W
J 26	Saint Mary's (Calif.)	69-65	W

F 2	at Denver	74-65	W
F 4	at New Mexico	73-60	W
F 10	Utah	81-77	W
F 15	Colorado State	81-66	W
F 16	Wyoming	69-47	W
F 21	at Utah	66-88	L
F 23	at Montana	63-71	L
M 1	New Mexico	67-41	W
M 2	Denver	65-51	W
M 15	vs. No. 13 California#	59-86	L
M 16	vs. No. 16 Idaho State#	65-54	W
* Holiday Festival Tournament			
# NCAA (Corvallis)			

1957-58

Record, Conference: 13-13, 9-5, T2nd SC
H/A: 8-4/5-9
Long Win/Loss Streak: 8/5
Coach: Stan Watts

DATE	OPPONENT	SCORE	W/L
D 6	at Washington	45-43	W
D 7	at Washington	52-63	L
D 12	Iowa State	45-54	L
D 14	Portland	63-54	W
D 21	Oregon	55-63	L
D 23	Oregon	76-79	L
D 28	at Tennessee	68-83	L
D 30	at Alabama	74-77	L
J 2	at Vanderbilt	56-89	L
J 3	at Loyola (New Orleans)	90-84	W
J 10	at Montana	69-71	L
J 11	at Montana State	64-80	L
J 17	Colorado State	90-80	W
J 18	Wyoming	62-50	W
J 24	at Utah	81-67	W
J 31	at Utah State	67-55	W
F 1	Montana State	67-53	W
F 7	New Mexico	66-53	W
F 8	Denver	72-60	W
F 15	Utah State	69-66	W
F 21	at Wyoming	46-74	L
F 22	at Colorado State	49-74	L
F 27	Utah	56-74	L
M 1	Montana	81-73	W
M 6	at Denver	57-65	L
M 8	at New Mexico	77-54	W

1958-59

Record, Conference: 15-11, 8-6, 4th SC
H/A/N: 11-2/4-7/0-2
Long Win/Loss Streak: 5/3
Vs. Ranked Teams: 1-1
Coach: Stan Watts

DATE	OPPONENT	SCORE	W/L
D 3	at Portland	77-72	W
D 5	at Oregon (OT)	75-79	L
D 6	at Oregon	67-71	L
D 12	Washington State	72-59	W
D 15	No. 3 Kansas State	77-68	W
D 19	Santa Clara	80-59	W
D 20	Santa Clara	75-65	W
D 22	Saint Mary's (Calif.)	72-67	W
D 27	vs. Dartmouth*	75-88	L
D 29	vs. Seton Hall* (OT)	80-82	L
J 1	at Ohio State	81-100	L
J 3	at Dayton	70-62	W
J 10	Montana	82-59	W
J 16	at Colorado State	62-72	L
J 17	at Wyoming	73-71	W
J 23	No. 20 Utah	56-70	L
J 30	Utah State	77-54	W
F 5	at New Mexico	85-77	W
F 7	at Denver	90-101	L
F 14	at Utah State	67-74	L
F 20	Wyoming	78-43	W
F 21	Colorado State	88-63	W
F 26	Utah (OT)	74-76	L
F 28	at Montana	68-93	L
M 6	Denver	72-67	W
M 7	New Mexico	92-62	W

* Queen City Invitational

1959-60

Record, Conference: 8-17, 5-9, 5th SC
H/A/N: 4-7/3-10/1-0
Long Win/Loss Streak: 5/1
Vs. Ranked Teams: 0-5
Coach: Stan Watts

DATE	OPPONENT	SCORE	W/L
D 4	Washington	54-52	W
D 5	Washington	52-60	L
D 11	at UCLA	42-62	L
D 12	at So. California	61-79	L
D 18	at Kansas State	55-86	L
D 19	at Kansas	64-96	L
D 21	Michigan State	79-75	W

D 22	No. 3 Ohio State	79-91	L
D 28	at Miami (Fla.)	93-110	L
D 29	vs. Florida	74-65	W
J 2	at Loyola (New Orleans) (OT)	76-84	L
J 9	at Montana	63-58	W
J 15	Colorado State	51-53	L
J 16	Wyoming	73-52	W
J 22	at No. 7 Utah	69-76	L
J 29	at No. 9 Utah State	53-84	L
F 5	New Mexico	95-67	W
F 6	Denver	66-86	L
F 13	No. 7 Utah State	64-75	L
F 19	at Wyoming	75-70	W
F 20	at Colorado State	53-65	L
F 25	No. 5 Utah	75-87	L
F 27	Montana	67-87	L
M 3	at Denver	68-88	L
M 5	at New Mexico	75-69	W

1960-61

Record, Conference: 15-11, 9-5, 3rd SC
H/A/N: 10-4/4-6/1-1
Long Win/Loss Streak: 4/2
Vs. Ranked Teams: 1-1
Coach: Stan Watts

DATE	OPPONENT	SCORE	W/L
D 2	at Washington	65-63	W
D 3	at Washington	54-74	L
D 9	Oklahoma	56-60	L
D 10	Miami (Fla.)	112-80	W
D 12	TCU	74-65	W
D 15	Memphis State	72-75	L
D 17	New Mexico State	65-69	L
D 20	No. 20 Kansas	80-70	W
D 22	Kent State	66-51	W
D 27	at No. 5 Louisville	67-95	L
D 29	vs. Citadel*	83-94	L
D 30	vs. Louisiana State*	67-57	W
J 7	Montana	74-66	W
J 13	at Colorado State	49-73	L
J 14	at Wyoming	71-79	L
J 20	Utah	91-86	W
J 27	Utah State	75-57	W
F 2	at New Mexico	97-76	W
F 4	at Denver	89-60	W
F 13	at Utah State	73-94	L
F 17	Wyoming	89-80	W
F 18	Colorado State	58-65	L
F 23	at Utah	80-95	L
F 25	at Montana	72-64	W
M 3	Denver	74-67	W
M 4	New Mexico	70-65	W

* Poinsettia Tournament

1961-62

Record, Conference: 10-16, 5-9, 4th SC
H/A: 8-4/2-12
Long Win/Loss Streak: 2/3
Coach: Stan Watts

DATE	OPPONENT	SCORE	W/L
D 1	UCLA	68-66	W
D 2	UCLA	86-83	W
D 8	at Santa Clara	53-64	L
D 9	at Santa Clara	55-72	L
D 15	at Oklahoma State	44-61	L
D 16	at Oklahoma	81-74	W
D 18	Air Force	66-68	L
D 20	San Jose State*	54-60	W
D 22	Pacific	69-67	W
D 27	at New Mexico State	64-70	L
D 29	at Arizona	58-60	L
D 30	at Arizona State	54-94	L
J 6	at Montana	63-59	W
J 12	Wyoming	73-63	W
J 13	Colorado State	69-75	L
J 23	at Utah	89-94	L
J 26	at Utah State	69-88	L
F 2	Denver	98-73	W
F 3	New Mexico	76-74	W
F 10	Utah State	70-80	L
F 15	at Colorado State	65-73	L
F 17	at Wyoming	71-87	L
F 22	Montana	80-66	W
F 24	Utah	101-106	L
M 1	at New Mexico	70-80	L
M 3	at Denver	88-91	L

* SJSU forfeited game

ALL-TIME SEASON RESULTS

1962-63

Record, Conference: 12-14, 6-4, 2nd WAC
H/A/N: 7-7/4-7/1-0
Long Win/Loss Streak: 4/5
Vs. Ranked Teams: 0-3
Coach: Stan Watts

DATE	OPPONENT	SCORE	W/L
N 30	at Oregon	80-75	W
D 1	Oregon	62-80	L
D 7	Oklahoma City	71-79	L
D 8	Oklahoma City	61-70	L
D 14	Wichita State	61-67	L
D 15	Wichita State (OT)	89-91	L
D 21	Baylor	79-65	W
D 22	Baylor	75-57	W
D 26	at La Salle*	84-73	W
D 28	vs. Providence*	81-78	W
D 29	at St. Joseph's*	64-76	L
D 31	at No. 2 Ohio State	91-97	L
J 2	at Memphis State	76-99	L
J 5	at Utah State	58-69	L
J 11	at No. 3 Arizona State	84-89	L
J 12	at Arizona	80-75	W
J 19	Utah	71-53	W
J 26	Utah State	67-70	L
F 2	Montana	83-80	W
F 8	New Mexico	76-73	W
F 9	Wyoming	89-77	W
F 15	Arizona	77-72	W
F 16	No. 5 Arizona State	87-104	L
F 23	at Utah	100-106	L
F 28	at Wyoming	80-76	W
M 2	at New Mexico	59-84	L

* Quaker City Tournament

1963-64

Record, Conference: 13-12, 5-5, 3rd WAC
H/A/N: 7-4/4-7/2-1
Long Win/Loss Streak: 4/3
Vs. Ranked Teams: 0-1
Coach: Stan Watts

DATE	OPPONENT	SCORE	W/L
D 6	at UCLA	71-113	L
D 7	at So. California	74-67	W
D 12	Oklahoma State	64-71	L
D 14	Air Force	61-65	L
D 20	Rice	89-78	W
D 23	Michigan State	95-90	W
D 27	vs. Seattle*	77-74	W
D 28	vs. Oregon*	80-70	W
D 30	vs. No. 9 Oregon State	58-68	L
J 2	at Montana	89-65	W
J 4	at Montana State	96-83	W
J 10	New Mexico	57-59	L
J 11	Wyoming	96-91	W
J 18	at Denver	65-71	L
J 25	at Utah State	90-105	L
J 31	Utah State	73-90	L
F 1	Denver	57-56	W
F 8	at Utah	89-91	L
F 14	at Arizona State	85-110	L
F 15	at Arizona	67-80	L
F 22	Utah	75-72	W
F 28	Arizona State	106-90	W
F 29	Arizona	84-71	W
M 5	at New Mexico	80-84	L
M 7	at Wyoming	96-90	W

* Far West Classic

1964-65

Record, Conference: 21-7, 8-2, 1st WAC
H/A/N: 13-2/6-4/2-1
Long Win/Loss Streak: 7/2
Highest Rank: 9th AP
Final Rank: 9th AP
Vs. Ranked Teams: 0-3
Coach: Stan Watts

DATE	OPPONENT	SCORE	W/L
D 4	Oregon	99-70	W
D 5	Oregon	98-79	W
D 11	at No. 2 Wichita State	76-93	L
D 12	at No. 2 Wichita State	65-81	L
D 18	Santa Clara	102-82	W
D 19	Santa Clara	109-80	W
D 22	Ohio State	112-71	W
D 28	vs. Creighton*	109-74	W
D 29	vs. DePaul*	75-84	L
D 30	vs. Xavier*	115-103	W
J 6	Seattle	92-72	W
J 9	at Utah State	99-90	W
J 15	at Arizona	73-75	L
J 16	at Arizona State	111-102	W
J 23	Utah	98-67	W
J 29	at Air Force	110-77	W
J 30	at Denver	96-85	W
F 4	Marquette	91-64	W

F 6	Utah State	89-80	W
F 11	at Wyoming	96-94	W
F 13	at New Mexico	70-89	L
F 20	at Utah	108-99	W
F 26	Arizona	92-88	W
F 27	Arizona State	104-91	W
M 5	Wyoming	102-87	W
M 6	New Mexico	70-67	W
M 13	No. 2 UCLA#	76-100	L
M 14	Oklahoma City#	102-112	L

1965-66

Record, Conference: 20-5, 6-4, 2nd WAC
H/A/N: 10-1/5-5/5-0
Long Win/Loss Streak: 6/2
Highest Rank: 6th AP
Vs. Ranked Teams: 1-0
Coach: Stan Watts

DATE	OPPONENT	SCORE	W/L
D 3	Illinois	109-98	W
D 4	Houston	111-82	W
D 10	Americas	123-66	W
D 17	at Santa Clara	103-85	W
D 18	at Santa Clara	87-79	W
D 21	No. 2 St. Joseph's	103-83	W
D 27	at La Salle	69-71	L
D 29	vs. St. Bonaventure	99-87	W
D 30	vs. Cornell	105-92	W
J 7	Arizona State	95-81	W
J 8	Arizona	87-74	W
J 13	at New Mexico	78-81	L
J 15	at Wyoming	101-107	L
J 22	Utah State	115-81	W
F 5	at Utah	94-93	W
F 11	at Utah State	96-88	W
F 12	Denver	102-76	W
F 18	at Arizona State	94-101	L
F 19	at Arizona	62-76	L
F 25	New Mexico	89-60	W
F 26	Wyoming	98-90	W
M 5	Utah	115-100	W
M 14	vs. Temple+	90-78	W
M 17	vs. Army+	66-60	W
M 19	vs. NYU+ + NIT (New York)	97-84	W

1966-67

Record, Conference: 14-10, 8-2, T1st WAC
H/A/N: 10-0/3-7/1-3
Long Win/Loss Streak: 5/2
Highest Rank: 7th AP
Vs. Ranked Teams: 1-2
Coach: Stan Watts

DATE	OPPONENT	SCORE	W/L
D 2	New Mexico State	97-66	W
D 9	Denver	87-64	W
D 10	Saint Mary's (Calif.)	108-57	W
D 16	at Seattle (OT)	83-85	L
D 17	at Oregon State	76-92	L
D 20	Loyola (Ill.)	113-98	W
D 26	vs. St. Joseph's*	61-67	L
D 27	vs. St. Bonaventure*	96-84	W
D 30	at No. 8 St. John's*	73-76	L
J 2	at Marquette	70-81	L
J 6	Utah State	92-66	W
J 13	at Arizona	77-64	W
J 14	at Arizona State (OT)	78-74	W
J 20	Wyoming	97-75	W
J 21	No. 9 New Mexico	89-73	W
J 28	vs. No. 6 UTEP	76-85	L
F 4	at Utah State	88-113	L
F 11	at Utah	64-62	W
F 17	Utah	61-60	W
F 23	at New Mexico	75-97	L
F 25	at Wyoming	56-67	L
M 3	Arizona State	110-93	W
M 4	Arizona	70-58	W
M 11	vs. Wyoming	63-70	L

* Holiday Festival

1967-68

Record, Conference: 13-12, 4-6, T4th WAC
H/A/N: 8-2/2-10/3-0
Long Win/Loss Streak: 3/3
Vs. Ranked Teams: 0-3
Coach: Stan Watts

DATE	OPPONENT	SCORE	W/L
D 2	at Denver	88-78	W
D 4	Texas Tech	72-58	W
D 9	Texas	63-50	L
D 14	at Illinois	55-63	L
D 16	at No. 2 Houston	69-102	L
D 22	Santa Clara	75-80	L
D 23	Santa Clara	91-46	W

D 28	vs. Xavier*	87-75	W
D 29	vs. Virginia Tech* at Oklahoma City*	97-64	W
D 30	at St. Joseph's	88-91	L
J 1	vs. Utah State	74-88	L
J 6	Utah State	104-98	W
J 12	Arizona	72-62	W
J 13	Arizona State	94-78	W
J 18	at Wyoming	70-81	L
J 20	at No. 6 New Mexico	69-84	L
J 26	vs. UTEP	81-59	W
J 27	at Loyola (Ill.)	65-67	L
F 1	at Utah State	118-103	W
F 10	at Utah	89-91	L
F 16	No. 5 New Mexico	67-76	L
F 17	Wyoming	101-77	W
F 24	Utah	93-90	W
M 1	at Arizona State	97-99	L
M 2	at Arizona	85-96	L

* All College Tournament

1968-69

Record, Conference: 16-12, 6-4, T1st WAC
H/A/N: 11-1/2-9/3-2
Long Win/Loss Streak: 5/2
Vs. Ranked Teams: 0-2
Coach: Stan Watts

DATE	OPPONENT	SCORE	W/L
N 30	So. California	95-86	W
D 5	at New Mexico State	65-83	L
D 7	Seattle	102-90	W
D 13	at San Francisco*	75-79	L
D 14	vs. No. 12 Houston*	75-98	L
D 20	Oregon State	89-67	W
D 21	Denver	97-67	W
D 23	Syracuse	73-77	L
D 26	vs. California ^	82-74	W
D 28	vs. Oregon ^ (OT)	74-82	L
D 30	vs. Oregon State (OT)	69-64	W
J 3	at Stanford	95-89	W
J 4	at Stanford	78-94	L
J 11	at Utah State	84-91	L
J 16	Wyoming	89-78	W
J 18	New Mexico	75-65	W
J 23	at Arizona	70-76	L
J 25	at Arizona State	94-109	L
J 30	Utah State	113-82	W
F 1	Saint Francis	98-85	W
F 8	Utah	73-67	W
F 13	Arizona State	102-89	W
F 15	Arizona	70-66	W
F 22	at Utah	85-98	L
F 27	at New Mexico (OT)	77-71	W
M 1	at Wyoming	69-79	L
M 5	vs. Wyoming	95-82	W
M 8	at New Mexico State#	62-74	L

* Cable Car Classic

^ Far West Classic

NCAA (Las Cruces)

1969-70

Record, Conference: 8-18, 4-10, 7th WAC
H/A/N: 6-6/1-10/1-2
Long Win/Loss Streak: 2/7
Vs. Ranked Teams: 0-2
Coach: Stan Watts

DATE	OPPONENT	SCORE	W/L
D 5	California	98-79	W
D 6	California	75-77	L
D 11	No. 3 New Mexico State (OT)	78-80	L
D 13	San Jose State	92-77	W
D 18	at Texas Tech	88-81	W
D 20	at Texas (20T)	73-76	L
D 22	at Denver	56-73	L
D 27	vs. Cornell*	62-68	L
D 29	vs. Georgia* (20T)	89-82	W
D 30	vs. Wake Forest*	93-108	L
J 3	at Utah	76-82	L
J 8	at Arizona	77-90	L
J 10	at Arizona State	88-98	L
J 15	at Utah State	94-97	L
J 24	Utah	81-91	L
J 29	New Mexico	77-90	L
J 31	UTEP	87-72	W
F 5	at Colorado State	71-94	L
F 7	at Wyoming	73-98	L
F 12	Arizona State	97-91	W
F 14	Arizona	93-78	W
F 19	Wyoming	71-73	L
F 21	Colorado State	96-84	W
F 26	at UTEP	70-81	L
F 28	at New Mexico	68-82	L
M 4	No. 18 Utah State	73-86	L

* Quaker City Tournament

ALL-TIME SEASON RESULTS

1970-71

Record, Conference: 18-11, 10-4, 1st WAC
 H/A/N: 12-0/5-9/1-2
 Postseason: 0-2 NCAA
 Long Win/Loss Streak: 5/3
 Highest Rank: 20th AP
 Final Rank: 20th AP
 Vs. Ranked Teams: 3-3
 Coach: Stan Watts

DATE	OPPONENT	SCORE	W/L
D 4	Stanford	70-62	W
D 5	Stanford	85-64	W
D 7	New Mexico State	86-75	W
D 11	at No. 9 So. California	65-101	L
D 12	at Oregon State	80-99	L
D 14	at Seattle	80-99	L
D 16	Denver	100-72	W
D 19	No. 15 Utah State	111-83	W
D 22	at Santa Clara*	68-67	W
D 29	vs. No. 11 Villanova* (OT)	102-93	W
D 30	at Hawaii*	90-94	L
J 8	at New Mexico	72-62	W
J 9	at UTEP	64-66	L
J 15	Colorado State	75-73	W
J 17	Wyoming	82-68	W
J 23	at No. 12 Utah State	70-72	L
J 28	at Arizona State	86-87	L
J 30	at Arizona	76-81	L
F 6	Utah	103-89	W
F 11	UTEP	75-48	W
F 13	New Mexico	70-68	W
F 19	at Wyoming	72-78	L
F 20	at Colorado State (2OT)	98-92	W
F 26	Arizona	95-83	W
F 27	Arizona State	83-74	W
M 6	at Utah	98-87	W
M 13	at No. 16 Utah State	91-82	W
M 18	vs. No. 1 UCLA#	73-91	L
M 20	vs. Pacific#	81-84	L

* Rainbow Classic
 # NCAA (Salt Lake City)

1971-72

Record, Conference: 21-5, 12-2, 1st WAC
 H/A/N: 12-0/7-3/2-2
 Long Win/Loss Streak: 10/1
 Highest Rank: 6th AP
 Final Rank: 9th AP
 Vs. Ranked Teams: 0-2
 Coach: Stan Watts

DATE	OPPONENT	SCORE	W/L
D 3	Kansas State*	78-72	W
D 4	St. Joseph's*	73-72	W
D 9	New Mexico State	90-80	W
D 11	Creighton	96-68	W
D 15	at Oklahoma State	84-74	W
D 17	at Kansas ^	67-83	L
D 18	vs. Cincinnati ^	82-79	W
D 22	at Utah State	87-84	W
D 28	vs. No. 7 Indiana+	50-61	L
D 29	vs. Rice+	96-73	W
J 7	Arizona State	111-102	W
J 8	Arizona	88-67	W
J 15	at Utah	67-61	W
J 22	Utah State	101-82	W
J 27	at Colorado State	75-68	W
J 29	at Wyoming	101-74	W
F 3	New Mexico	70-62	W
F 5	UTEP (2OT)	57-53	W
F 11	at Arizona	86-78	W
F 12	at Arizona State	95-99	L
F 19	Utah	79-66	W
F 25	Wyoming	70-56	W
F 26	Colorado State	105-85	W
M 3	at UTEP	69-73	L
M 4	at New Mexico	61-60	W
M 11	vs. No. 5 Long Beach State# (OT)	90-95	L

* BYU Basketball Classic
 ^ Jayhawk Classic
 + Old Dominion Classic
 # NCAA (Pocatello)

1972-73

Record, Conference: 19-7, 9-5, T2nd WAC
 H/A/N: 11-3/5-3/3-1
 Long Win/Loss Streak: 9/2
 Highest Rank: 12th AP
 Vs. Ranked Teams: 2-1
 Coach: Glenn Potter

DATE	OPPONENT	SCORE	W/L
D 1	Santa Clara	84-73	W
D 2	Santa Clara	64-66	L
D 7	vs. No. 18 Michigan	83-77	W
D 9	Wisconsin-Milwaukee	101-83	W
D 13	Oklahoma State	96-69	W



GLENN POTTER

Years: 1972-75 (3)

Record: 42-36 (.538)

D 16	Utah State	88-80	W
D 22	Cal-State Fullerton	89-68	W
D 28	vs. Texas A&M*	83-81	W
D 29	vs. No. 12 Florida State*	80-77	W
D 30	vs. No. 6 Long Beach State*	89-101	L
J 5	Colorado State (OT)	86-93	L
J 6	Wyoming	62-58	W
J 11	at New Mexico	62-69	L
J 12	at UTEP	56-55	W
J 17	Niagara	93-83	W
J 20	at Utah State	79-69	W
J 25	Arizona	93-79	W
J 27	Arizona State	81-67	W
F 3	Utah	89-73	W
F 9	at Wyoming	67-54	W
F 10	at Colorado State	78-74	W
F 15	UTEP	48-43	W
F 17	New Mexico	66-76	L
F 23	at Arizona State	90-86	W
F 24	at Arizona	94-100	L
M 3	at Utah	71-86	L

* All College Tournament

1973-74

Record, Conference: 11-15, 6-8, 6th WAC
 H/A/N: 6-4/3-10/2-1
 Long Win/Loss Streak: 3/4
 Vs. Ranked Teams: 1-3
 Coach: Glenn Potter

DATE	OPPONENT	SCORE	W/L
N 30	Weber State	77-76	W
D 1	Idaho State	83-82	W
D 7	at New Mexico State	72-78	L
D 8	at New Mexico State	74-93	L
D 13	at Denver	97-87	W
D 15	at No. 15 Kansas State	85-95	L
D 17	at Creighton in Omaha	86-99	L
D 22	Utah State	86-87	L
D 26	vs. No. 7 Indiana*	52-96	L
D 28	vs. Army*	81-72	W
D 29	vs. West Virginia*	85-83	W
J 4	at UTEP	62-58	W
J 5	at No. 12 New Mexico	75-84	L
J 12	at Utah	86-104	L
J 19	at Utah State	86-93	L
J 25	No. 20 Arizona State	89-71	W
J 26	Arizona	91-93	L
J 31	at Colorado State	52-69	L
F 2	at Wyoming (OT)	78-75	W
F 7	New Mexico	77-96	L
F 9	UTEP	56-54	W
F 16	Utah	74-89	L
F 21	at Arizona	90-118	L
F 23	at Arizona State	77-100	L
F 28	Wyoming	74-62	W
M 2	Colorado State	70-69	W

* Far West Classic

1974-75

Record, Conference: 12-14, 5-9, 6th WAC
 H/A: 9-6/3-8
 Long Win/Loss Streak: 3/4
 Vs. Ranked Teams: 1-4
 Coach: Glenn Potter

DATE	OPPONENT	SCORE	W/L
N 29	Texas	80-72	W
D 6	at Weber State	63-76	L
D 7	Wichita State	69-80	L

D 13	at San Francisco	84-103	L
D 14	at Seattle	85-72	W
D 20	Rhode Island	82-49	W
D 21	Denver	90-89	W
D 28	Utah State	79-83	L
D 30	Bradley	100-87	W
D 31	Davidson	90-76	W
J 4	NE Louisiana	100-81	W
J 10	No. 12 Arizona State	80-110	L
J 11	No. 10 Arizona	66-83	L
J 18	at Utah	73-91	L
J 24	at UTEP	60-86	L
J 25	at New Mexico	96-78	W
F 1	at Utah State	84-92	L
F 7	Colorado State	88-75	W
F 8	Wyoming	75-73	W
F 14	at No. 19 Arizona	81-97	L
F 15	at No. 8 Arizona State	79-99	L
F 22	Utah	73-79	L
F 28	New Mexico (OT)	72-77	L
M 1	No. 15 UTEP	65-54	W
M 7	at Wyoming	67-64	W
M 8	at Colorado State	81-92	L



FRANK ARNOLD

Years: 1975-83 (8)

Record: 137-94 (.593)

1975-76

Record, Conference: 12-14, 6-8, T5th WAC
 H/A/N: 7-5/4-9/1-0
 Long Win/Loss Streak: 3/5
 Coach: Frank Arnold

DATE	OPPONENT	SCORE	W/L
D 4	at Pacific	66-71	L
D 6	at Pacific	89-62	W
D 12	Long Beach State*	84-76	W
D 13	St. John's*	65-78	L
D 17	at Utah State	76-87	L
D 19	Nevada-Reno	85-76	W
D 20	Weber State	89-80	W
D 22	at New Mexico State	79-90	L
D 29	vs. Texas ^ (OT)	91-86	W
D 30	at Old Dominion ^	80-77	W
J 2	at Niagara	60-75	L
J 10	Utah State	73-75	W
J 16	at Arizona	78-79	L
J 17	at Arizona State	68-83	L
J 24	Utah	74-76	L
J 30	New Mexico	81-67	W
J 31	UTEP	56-57	L
F 6	at Wyoming	94-80	W
F 7	at Colorado State	84-93	L
F 13	Arizona State	93-89	W
F 14	Arizona (OT)	79-74	W
F 21	at Utah	84-83	W
F 26	at UTEP	50-51	L
F 28	at New Mexico	74-79	L
M 5	Colorado State	81-85	L
M 6	Wyoming	82-60	W

* Cougar Classic

^ Old Dominion Classic

ALL-TIME SEASON RESULTS

1976-77

Record, Conference: 12-15, 4-10, 7th WAC
 H/A/N: 6-6/4-9/2-0
 Long Win/Loss Streak: 3/5
 Vs. Ranked Teams: 0-4
 Coach: Frank Arnold

DATE	OPPONENT	SCORE	W/L
N 26	Idaho State	102-84	W
N 27	at Weber State	75-96	L
D 1	Boise State	76-75	W
D 4	at Utah State (OT)	93-95	L
D 10	Seattle*	91-65	W
D 11	Niagara*	65-52	W
D 18	at Davidson	89-61	W
D 20	at No. 11 North Carolina	93-113	L
D 22	at Wichita State	63-69	L
D 27	vs. St. Joseph's ^	68-56	W
D 29	at Oklahoma City ^	68-78	L
D 30	vs. California ^	75-70	W
J 8	Utah State	85-77	W
J 14	Colorado State	41-49	L
J 15	Wyoming	97-64	W
J 20	at Arizona State (OT)	84-86	L
J 22	at No. 16 Arizona	85-113	L
J 27	UTEP	54-62	L
J 29	New Mexico	65-73	L
F 5	at Utah	61-81	L
F 10	at Wyoming	82-72	W
F 12	at Colorado State	67-78	L
F 17	No. 17 Arizona	62-64	L
F 19	Arizona State	65-84	L
F 25	at New Mexico	88-80	W
F 26	at UTEP	65-63	W
M 5	No. 20 Utah	54-67	L

1977-78

Record, Conference: 12-18, 6-8, T4th WAC
 H/A/N: 9-4/3-12/0-2
 Long Win/Loss Streak: 3/4
 Vs. Ranked Teams: 0-4
 Coach: Frank Arnold

DATE	OPPONENT	SCORE	W/L
N 26	at UCLA	73-75	L
N 28	Long Beach State	100-91	W
N 29	at Nevada-Reno	66-100	L
D 3	at Idaho State	87-94	L
D 9	Montana*	72-76	L
D 10	Cal-State Fullerton*	75-80	L
D 13	McNeese State	78-68	W
D 16	at Illinois	74-81	L
D 17	at Bradley	86-79	W
D 21	at Utah State	89-91	L
D 23	at San Diego State	88-104	L
D 28	vs. No. 2 North Carolina ^	81-94	L
D 29	vs. Rhode Island ^	87-92	L
D 30	at Hawaii ^	88-78	W
J 3	Weber State	81-76	W
J 7	Utah State (2OT)	85-84	W
J 12	at Wyoming	82-89	L
J 14	at Colorado State	66-76	L
J 19	Arizona	87-86	W
J 21	Arizona State	96-89	W
J 26	at No. 10 New Mexico	82-95	L
J 28	at UTEP (OT)	78-76	W
F 4	Utah	76-89	L
F 10	Colorado State	98-81	W
F 11	Wyoming	76-56	W
F 16	at Arizona State	75-76	L
F 18	at Arizona	90-104	L
F 23	UTEP	73-64	W
F 25	No. 5 New Mexico	66-71	L
M 4	at No. 19 Utah	74-81	L

1978-79

Record, Conference: 20-8, 10-2, 1st WAC
 H/A/N: 14-0/5-6/1-2
 Long Win/Loss Streak: 5/2
 Vs. Ranked Teams: 0-2
 Coach: Frank Arnold

DATE	OPPONENT	SCORE	W/L
N 24	Hawaii	93-69	W
N 25	Portland State	111-82	W
D 1	at Baylor	92-86	W
D 2	at No. 13 Texas	57-96	L
D 6	Utah State	99-80	W
D 8	St. Joseph's*	90-71	W
D 9	Purdue*	76-64	W
D 14	at Rhode Island	76-85	L
D 16	at St. John's	83-90	L
D 21	Harvard	113-72	W
D 23	Oral Roberts	120-104	W
D 29	vs. Georgia Tech ^	81-83	L

D 30	vs. Houston ^	84-77	W
J 4	Denver	92-53	W
J 6	at Utah State	68-84	L
J 11	UTEP	80-56	W
J 13	New Mexico	100-83	W
J 20	at Utah	90-76	W
J 25	at Colorado State	98-83	W
J 27	at Wyoming (OT)	69-71	L
F 3	San Diego State	88-80	W
F 9	at New Mexico	65-66	L
F 10	at UTEP	77-68	W
F 17	Utah	76-50	W
F 22	Wyoming	78-73	W
F 24	Colorado State	66-61	W
M 1	at San Diego State	96-95	W
M 10	vs. No. 19 San Francisco#	63-86	L

1979-80

Record, Conference: 24-5, 13-1, 1st WAC
 H/A/N: 12-2/10-1/2-2
 Long Win/Loss Streak: 12/1
 Highest Rank: 12th AP
 Final Rank: 12th AP
 Vs. Ranked Teams: 0-1
 Coach: Frank Arnold

DATE	OPPONENT	SCORE	W/L
N 30	Illinois	76-86	L
D 1	Baylor	100-58	W
D 7	at Tulsa	73-71	W
D 8	at Oral Roberts	76-75	W
D 11	Cal-State Fullerton	80-64	W
D 14	UC-Santa Barbara*	87-65	W
D 15	La Salle* (3OT)	108-106	W
D 18	at Long Beach State	76-78	L
D 22	at Utah State	89-84	W
D 26	vs. Penn State ^	58-50	W
D 28	vs. No. 18 Oregon State ^	71-86	L
D 29	vs. NC-Charlotte ^	104-91	W
J 3	at New Mexico	75-63	W
J 5	at UTEP	70-69	W
J 12	Utah	89-72	W
J 18	Wyoming	53-56	L
J 19	Colorado State	104-82	W
J 24	at San Diego State	123-91	W
J 26	at Hawaii	34-33	W
J 31	UTEP	89-81	W
F 2	New Mexico	89-68	W
F 9	at Utah	83-82	W
F 12	Utah State	84-83	W
F 16	Alaska	93-59	W
F 21	at Colorado State	111-86	W
F 23	at Wyoming	39-30	W
F 28	Hawaii	107-82	W
M 1	San Diego State	114-81	W
M 8	vs. Clemson#	66-71	L

1980-81

Record, Conference: 25-7, 12-4, 3rd WAC
 H/A/N: 13-0/8-6/4-1
 Long Win/Loss Streak: 7/1
 Highest Rank: 15th AP
 Final Rank: 16th AP
 Vs. Ranked Teams: 4-2
 Coach: Frank Arnold

DATE	OPPONENT	SCORE	W/L
N 28	at Washington	80-70	W
N 29	at Oregon State	68-75	L
D 6	at Utah State	82-79	W
D 12	North Texas*	108-92	W
D 13	Saint Mary's*	95-76	W
D 16	Michigan State	82-50	W
D 19	vs. No. 17 Illinois ^	80-75	W
D 20	at Tennessee ^	65-81	L
D 23	at Weber State	85-78	W
D 27	Utah State	104-89	W
J 2	at Air Force	77-65	W
J 3	at UNLV (OT)	92-90	W
J 8	San Diego State	84-73	W
J 10	Hawaii	91-74	W
J 15	at New Mexico	92-87	W
J 17	at UTEP	62-64	L
J 23	Colorado State	66-46	W
J 24	Wyoming	84-70	W
J 31	at No. 9 Utah	56-60	L
F 6	UNLV	86-77	W
F 7	Air Force	62-51	W
F 12	at Hawaii	77-72	W
F 14	at San Diego State	72-73	L
F 19	UTEP	84-75	W
F 21	New Mexico	78-72	W
F 26	at Wyoming (2OT)	84-86	L

F 28	at Colorado State	80-69	W
M 7	No. 9 Utah	95-76	W
M 12	vs. Princeton#	60-51	W
M 14	vs. No. 10 UCLA#	78-55	W
M 19	vs. No. 7 Notre Dame#	51-50	W
M 21	vs. No. 5 Virginia#	60-74	L

* Cougar Classic
 ^ Volunteer Classic
 # NCAA (Providence/Atlanta)

1981-82

Record, Conference: 17-13, 9-7, T4th WAC
 H/A/N: 11-5/6-7/0-1
 Long Win/Loss Streak: 6/3
 Highest Rank: 15th AP
 Vs. Ranked Teams: 0-1
 Coach: Frank Arnold

DATE	OPPONENT	SCORE	W/L
N 21	vs. Virginia*	61-63	L
N 27	at UCLA	79-75	W
N 28	at Cal-State Fullerton	81-66	W
D 4	Oregon State	44-56	L
D 5	No. 18 UNLV	63-66	L
D 8	at Utah State	51-43	W
D 11	Idaho State ^	77-71	W
D 12	Western Carolina ^	86-63	W
D 15	Weber State	63-55	W
D 18	at Princeton	39-38	W
D 22	Cal Poly-Pomona	89-65	W
D 26	Utah State	74-79	L
J 2	UTEP	67-60	W
J 4	New Mexico	76-58	W
J 7	at Colorado State	40-50	L
J 9	at Wyoming	42-61	L
J 15	Utah	74-51	W
J 21	Air Force	54-40	W
J 23	Wyoming	25-27	L
J 28	at San Diego State	66-80	L
J 30	at Hawaii	60-62	L
F 6	Colorado State	60-54	W
F 12	at UNLV	50-52	L
F 13	at Air Force	49-41	W
F 19	at Utah	61-68	L
F 25	Hawaii	75-66	W
F 27	San Diego State	106-66	W
M 4	at UTEP	45-43	W
M 6	at New Mexico	65-67	L
M 10	Washington+	63-66	L

1982-83

Record, Conference: 15-14, 11-5, T1st WAC
 H/A/N: 9-6/6-7/0-1
 Long Win/Loss Streak: 5/5
 Vs. Ranked Teams: 0-1
 Coach: Frank Arnold

DATE	OPPONENT	SCORE	W/L
N 26	UCLA	82-85	L
N 27	Iowa	80-91	L
N 30	Utah State	69-75	L
D 4	at Michigan State	55-63	L
D 10	Long Beach State* (OT)	77-81	L
D 11	Fordham*	70-62	W
D 14	at Utah State	68-80	L
D 18	at Boise State	68-67	W
D 21	Providence	66-52	W
D 27	at No. 7 St. John's ^	64-75	L
D 29	vs. St. Joseph's ^	65-68	L
D 31	Princeton	51-32	W
J 6	at Weber State (2OT)	81-84	L
J 14	San Diego State	96-74	W
J 15	Hawaii	86-62	W
J 20	at Colorado State	77-63	W
J 22	at Wyoming	82-64	W
J 24	at Air Force	73-61	W
J 27	UTEP	49-65	L
J 29	New Mexico	66-48	W
F 5	at Utah	72-75	L
F 10	at Hawaii	69-80	L
F 12	at San Diego State	69-67	W
F 17	Colorado State	69-58	W
F 19	Air Force	66-57	W
F 25	at New Mexico	70-71	L
F 27	at UTEP	58-54	W
M 5	Utah (3OT)	62-64	L
M 12	Wyoming	54-41	W

* Cougar Classic
 ^ Holiday Festival

ALL-TIME SEASON RESULTS



LADELL ANDERSEN
Years: 1983-89 (6)
Record: 114-71 (.616)

1983-84

Record, Conference: 20-11, 12-4, 2nd WAC
H/A/N: 14-1/5-8/1-2
Long Win/Loss Streak: 4/2
Vs. Ranked Teams: 1-5
Coach: La dell Andersen

DATE	OPPONENT	SCORE	W/L
N 26	at Utah State	78-90	L
N 30	Hofstra	119-84	W
D 9	Utah State*	81-83	L
D 10	Saint Mary's (Calif.)*	106-74	W
D 16	vs. VCU ^	81-77	W
D 17	at No. 2 Kentucky ^	59-93	L
D 21	Oregon	79-78	W
D 23	Boise State	66-54	W
D 28	at No. 7 UCLA	73-82	L
J 7	Weber State (OT)	86-81	W
J 14	Utah (2OT)	113-105	W
J 19	at Hawaii	95-77	W
J 21	at San Diego State	75-79	W
J 26	Wyoming	74-61	W
J 28	Air Force	69-49	W
J 30	Colorado State	73-57	W
F 2	at New Mexico	86-73	W
F 4	at No. 7 UTEP	77-86	L
F 8	at Utah	82-79	W
F 11	at No. 3 Georgetown	51-67	L
F 14	Hawaii (2OT)	87-85	W
F 16	San Diego State (OT)	94-92	W
F 18	Notre Dame	68-64	W
F 23	at Colorado State	65-70	L
F 25	at Wyoming	55-56	L
F 27	at Air Force	71-67	W
M 1	No. 8 UTEP	83-65	W
M 3	New Mexico	80-73	W
M 9	vs. New Mexico+	55-64	L
M 15	at UAB#	84-68	W
M 17	vs. No. 3 Kentucky#	68-93	L

* Cougar Classic
^ Kentucky Invitational
+ WAC Tournament (El Paso)
NCAA (Birmingham)

1984-85

Record, Conference: 15-14, 9-7, T3rd WAC
H/A/N: 9-5/4-7/2-2
Long Win/Loss Streak: 5/4
Vs. Ranked Teams: 1-0
Coach: La dell Andersen

DATE	OPPONENT	SCORE	W/L
N 30	vs. La Salle*	73-74	L
D 1	vs. Pacific*	72-63	W
D 4	Utah State	93-97	L
D 8	at Weber State	79-87	L
D 11	at Utah State (OT)	91-92	L
D 14	SW Missouri ^	66-46	W
D 15	Hofstra ^	86-76	W
D 19	UCLA	89-81	W
D 22	No. 7 Washington	84-75	W
D 28	vs. Villanova+	61-91	L
D 29	vs. Yale+	73-58	W
J 3	UTEP	62-60	W
J 5	New Mexico	70-76	L
J 12	at San Diego State	70-89	L
J 14	at Hawaii (OT)	88-78	W
J 17	at Air Force	79-72	W
J 19	at Colorado State	65-64	W
J 24	Wyoming	78-65	W

J 26	at Utah	63-62	W
J 31	San Diego State	71-77	L
F 2	Air Force	66-60	W
F 7	at New Mexico	74-76	L
F 9	at UTEP (3OT)	86-97	L
F 14	Colorado State	77-69	W
F 16	Air Force	71-61	W
F 23	at Notre Dame	58-67	L
F 28	at Wyoming	66-78	L
M 2	Utah (3OT)	85-86	L
M 4	Air Force**	79-82	L

* Stanford Invitational
^ Cougar Classic
+ Cotton States Classic
** WAC Tournament (Provo)

1985-86

Record, Conference: 18-14, 11-5, 4th WAC
H/A/N: 12-4/5-8/1-2
Long Win/Loss Streak: 12/3
Vs. Ranked Teams: 2-1
Coach: La dell Andersen

DATE	OPPONENT	SCORE	W/L
N 30	Washington State	65-69	L
D 3	at Utah State	80-82	L
D 6	vs. TCU*	50-63	L
D 7	vs. Fordham*	75-72	W
D 10	Utah State	76-88	L
D 13	Long Beach State ^	94-75	W
D 14	Pepperdine ^	73-83	L
D 19	at Washington	68-74	L
D 21	at Oregon	69-72	L
D 28	Weber State (OT)	88-86	W
J 2	at No. 19 UTEP	64-69	L
J 4	at New Mexico	57-60	L
J 10	Hawaii	80-66	W
J 11	San Diego State	82-70	W
J 13	No. 16 Notre Dame (OT)	80-76	W
J 17	at Colorado State	68-63	W
J 18	at Air Force	65-57	W
J 21	at Oral Roberts	67-65	W
J 23	Air Force	66-45	W
J 25	Utah	87-69	W
F 6	at San Diego State	81-71	W
F 8	at Hawaii	76-66	W
F 14	New Mexico	74-67	W
F 15	No. 15 UTEP	72-69	W
F 20	at Wyoming	56-66	L
F 22	at Utah	71-74	L
F 27	Colorado State	86-76	W
M 1	Wyoming	62-65	L
M 6	vs. New Mexico**	68-79	L
M 13	SMU+	67-63	W
M 18	UC-Irvine+	93-80	W
M 21	at Ohio State+	68-79	L

* Kactus Classic
^ Cougar Classic
** WAC Tournament
+ NIT

1986-87

Record, Conference: 21-11, 12-4, 2nd WAC
H/A/N: 10-4/9-6/2-1
Long Win/Loss Streak: 8/2
Vs. Ranked Teams: 1-2
Coach: La dell Andersen

DATE	OPPONENT	SCORE	W/L
N 21	at Oklahoma*	110-119	L
D 3	Utah State	100-86	W
D 6	at Notre Dame	46-62	L
D 9	at No. 4 Iowa	75-86	L
D 12	Arizona State ^	91-85	W
D 13	UC-Fullerton ^	56-59	L
D 16	at Utah State	97-93	W
D 18	at Weber State	84-69	W
D 20	Oral Roberts	95-73	W
D 23	No. 14 Pittsburgh	93-73	W
D 29	vs. Michigan State+	96-88	W
D 30	at Santa Clara+	77-66	W
J 2	Colorado State (OT)	75-67	W
J 3	Wyoming	77-74	W
J 6	SW Missouri (OT)	61-62	L
J 9	at UTEP	73-66	W
J 10	at New Mexico	89-102	L
J 15	San Diego State	94-82	W
J 17	Hawaii	90-79	W
J 22	Air Force	87-69	W
J 24	at Utah	80-70	W
J 30	at Air Force	91-93	L
J 31	at Colorado State	51-49	W
F 5	New Mexico	98-73	W
F 7	UTEP (OT)	91-93	L
F 14	Utah	58-65	L
F 21	at Wyoming	67-63	W
F 26	at San Diego State	85-68	W
F 28	at Hawaii	100-80	W
M 5	vs. Air Force** (OT)	82-79	W

M 6	at New Mexico**	86-93	L
M 12	vs. No. 16 New Orleans#	79-83	L
	* Coca-Cola Nit Classic		
	^ Cougar Classic		
	+ Cable Car Classic		
	** WAC Tournament		
	# NCAA (Birmingham)		

1987-88

Record, Conference: 26-6, 13-3, 1st WAC
H/A/N: 17-1/9-3/1-1
Long Win/Loss Streak: 17/1
Highest Rank: 2nd AP
Final Rank: 19th AP
Vs. Ranked Teams: 3-0
Coach: La dell Andersen

DATE	OPPONENT	SCORE	W/L
N 27	Montana State	90-89	W
D 1	at Utah State	96-92	W
D 3	at Washington State	60-54	W
D 5	at UCLA	87-80	W
D 11	Weber State*	104-71	W
D 12	Chicago State*	91-60	W
D 19	Utah State (OT)	121-112	W
D 29	La Salle	95-82	W
J 2	Cent. Connecticut	109-76	W
J 7	Hawaii	97-66	W
J 9	San Diego State	92-65	W
J 15	at No. 12 Wyoming	83-67	W
J 21	at No. 18 UTEP	81-71	W
J 23	at New Mexico	89-82	W
J 30	Air Force	95-75	W
F 2	Tulsa	72-57	W
F 4	Utah	82-64	W
F 6	at Ala.-Birmingham	83-102	L
F 9	Miami (Fla.)	99-86	W
F 11	No. 18 Wyoming	78-69	W
F 13	Colorado State	86-80	W
F 18	at San Diego State (OT)	80-82	L
F 20	at Hawaii	72-70	W
F 23	at Colorado State	75-67	W
F 25	at Air Force	76-62	W
F 27	at Utah	60-62	L
M 3	New Mexico	89-82	W
M 5	UTEP (2OT)	80-83	L
M 10	Hawaii ^	76-74	W
M 11	UTEP ^	63-66	L
M 17	vs. UNC-Charlotte#	98-92	W
M 19	vs. Louisville#	76-97	L

* Cougar Classic
^ WAC Tournament (Provo)
NCAA (Atlanta)

1988-89

Record, Conference: 14-15, 7-9, 5th WAC
H/A/N: 10-5/3-8/1-2
Long Win/Loss Streak: 3/4
Coach: La dell Andersen

DATE	OPPONENT	SCORE	W/L
N 25	vs. Northeastern*	87-78	W
N 26	vs. St. John's*	77-83	L
D 1	at Weber State	78-80	L
D 3	UCLA	87-97	L
D 9	Texas-Arlington ^	87-70	W
D 10	Saint Mary's (Calif.) ^	69-70	L
D 17	Utah State	96-85	W
D 21	at Utah State	74-72	W
D 23	Brown	90-65	W
J 5	at New Mexico	84-88	L
J 7	at UTEP	76-91	L
J 12	San Diego State	85-81	W
J 14	Hawaii	73-77	L
J 19	at Air Force (OT)	89-88	W
J 21	at Colorado State	84-69	W
J 24	Air Force	78-79	L
J 28	Wichita State	93-92	W
F 2	at Utah	86-90	L
F 4	at Miami (Fla.)	86-107	L
F 9	at San Diego State	74-89	L
F 11	at Hawaii	66-68	L
F 14	UC-Berkeley	87-74	W
F 16	UTEP	84-76	W
F 18	New Mexico	90-79	W
F 23	at Wyoming	65-72	L
F 25	Utah	81-74	W
M 2	Wyoming	71-67	W
M 4	Colorado State	72-89	L
M 10	vs. Hawaii+	69-72	L

* Lapchick Tournament
^ Cougar Classic
+ WAC Tournament (SLC)

ALL-TIME SEASON RESULTS



ROGER REID
Years: 1989-96 (8)
Record: 152-77 (.664)

1989-90

Record: 21-9
Conference: 11-5, T1st WAC
Home: 15-0
Road: 6-7
Neutral: 0-2
Postseason: 0-1 NCAA
Long Win Streak: 10
Long Loss Streak: 3
Vs. Ranked Teams: 0-1
Coach: Roger Reid

DATE	OPPONENT	SCORE	W/L
N 24	Siena	83-62	W
N 25	E. Washington	96-84	W
N 28	Weber State	81-65	W
N 30	at Utah State	71-65	W
D 2	at Penn State	72-82	L
D 5	at Arizona State	65-64	W
D 8	North Texas*	97-68	W
D 9	UAB*	98-82	W
D 12	Utah State	69-68	W
D 21	Northwestern	69-68	L
D 23	at California	63-85	L
J 4	at Hawaii	71-80	L
J 6	at San Diego State	63-60	W
J 11	UTEP (OT)	69-67	W
J 13	New Mexico	79-78	W
J 18	at Air Force	64-56	W
J 20	at Wyoming	65-60	W
J 25	Utah	65-49	W
J 27	Colorado State	67-52	W
F 1	San Diego State	75-58	W
F 3	Hawaii	68-65	W
F 7	at Tulsa	66-64	W
F 10	at Utah	73-89	L
F 15	at New Mexico	51-60	L
F 17	at UTEP	63-64	L
F 22	Wyoming	75-64	W
F 24	Air Force	67-42	W
M 1	at Colorado State	57-59	L
M 8	vs. Utah (OT)+	61-62	L
M 15	vs. No. 17 Clemson!#	47-49	L

! (win later vacated by the NCAA)
* Cougar Classic
+ WAC Tournament (El Paso)
NCAA (Hartford)

1990-91

Record, Conference: 21-13, 11-5, 2nd WAC
H/A/N: 10-6/7-4/4-3
Long Win/Loss Streak: 5/2
Vs. Ranked Teams: 1-5
Coach: Roger Reid

DATE	OPPONENT	SCORE	W/L
N 14	East Tennessee State*	80-83	L
N 24	Utah State	98-94	W
N 29	at Weber State	69-57	W
D 1	at Utah State	63-58	W
D 4	at La Salle	81-93	L
D 7	Eastern Kentucky	90-86	W
D 8	No. 17 St. John's	62-67	L
D 12	Arizona State	74-82	L
D 19	James Madison	84-66	W
D 21	Stetson	75-77	L
D 22	Tulsa	62-60	W
D 27	vs. No. 12 S. Carolina+	49-52	L
D 29	vs. Rutgers+	70-85	L
J 3	at San Diego State	73-61	W

J 5	at Hawaii	65-74	L
J 10	UTEP	83-67	W
J 12	New Mexico	72-65	W
J 17	at Colorado State	72-55	W
J 19	at Wyoming	80-86	L
J 25	Air Force	72-55	W
J 26	Wyoming	72-77	L
J 31	Colorado State	69-52	W
F 2	at UTEP	69-65	W
F 7	San Diego State	75-55	W
F 9	Hawaii	82-74	W
F 14	at New Mexico	83-76	W
F 16	at No. 14 Utah	74-81	L
F 23	at Air Force	70-61	W
M 2	No. 9 Utah (OT)	71-72	L
M 7	vs. Colorado State**	69-56	W
M 8	vs. Hawaii** (OT)	73-71	W
M 9	vs. No. 8 Utah** (OT)	51-49	W
M 14	vs. Virginia#	61-48	W
M 16	vs. No. 8 Arizona#	61-76	L
J 30	at Wyoming	77-64	W
F 4	Colorado State	81-57	W
F 6	Wyoming	75-62	W
F 11	at Hawaii	62-56	W
F 13	at San Diego State	80-73	W
F 18	Fresno State	90-74	W
F 20	Air Force	98-80	W
F 25	Sacramento State	128-78	W
F 27	at No. 11 Utah	83-89	L
M 4	at UTEP	84-63	W
M 6	at New Mexico	76-79	L
M 11	vs. Hawaii**	85-71	W
M 12	vs. New Mexico**	59-68	L
M 18	vs. SMU#	80-71	W
M 20	vs. No. 9 Kansas#	76-90	L

* Dodge NIT
^ Cougar Classic
+ Holiday Festival
** WAC Tournament (Laramie)
NCAA (SLC)

1991-92

Record, Conference: 25-7, 12-4, T1st WAC
H/A/N: 14-1/7-4/4-2
Long Win/Loss Streak: 7/1
Vs. Ranked Teams: 1-2
Coach: Roger Reid

DATE	OPPONENT	SCORE	W/L
N 26	at Utah State	82-66	W
D 5	at Tulsa	102-86	W
D 7	at James Madison	66-63	W
D 13	Utah State*	93-77	W
D 14	Princeton*	65-59	W
D 19	McNeese State	104-64	W
D 21	Weber State	81-68	W
D 28	vs. No. 11 Michigan	83-86	L
D 29	vs. Florida	79-73	W
J 4	Tennessee Tech	95-68	W
J 9	at UTEP	69-89	L
J 11	Colorado State	72-51	W
J 16	Wyoming	68-59	W
J 18	Air Force	66-45	W
J 23	at Wyoming	67-72	L
J 25	at Colorado State (OT)	79-74	W
J 30	New Mexico	85-65	W
F 1	No. 19 UTEP	80-63	W
F 6	at San Diego State	89-59	W
F 8	at Hawaii	83-87	L
F 13	at Air Force	68-60	W
F 15	La Salle	80-81	L
F 20	Utah	58-56	W
F 22	at New Mexico (OT)	84-95	L
F 27	Hawaii	81-64	W
F 29	San Diego State	98-78	W
M 3	Cal St Northridge	100-68	W
M 7	at Utah	87-73	W
M 12	vs. Air Force+	72-51	W
M 13	vs. Utah+	75-62	W
M 14	vs. UTEP+	73-71	W
M 19	vs. No. 25 LSU#	83-94	L

* Cougar Classic
^ Red Lobster (Orlando)
+ WAC Tournament (Fort Collins)
NCAA (Boise)

1992-93

Record, Conference: 25-9, 15-3, T1st WAC
H/A/N: 13-1/8-3/4-5
Long Win/Loss Streak: 13/3
Highest Rank: 21st AP
Vs. Ranked Teams: 1-3
Coach: Roger Reid

DATE	OPPONENT	SCORE	W/L
D 1	Arizona State	108-98	W
D 4	at Utah State	93-83	W
D 8	at Weber State (OT)	77-83	L
D 11	Southern Utah*	108-62	W
D 12	Georgia*	74-64	W
D 18	Utah State	89-65	W
D 21	vs. No. 9 Oklahoma	76-75	W
D 22	vs. Memphis State (OT)	73-67	W
D 23	vs. No. 1 Duke	66-89	L
D 28	vs. Oregon+	70-76	L
D 29	vs. Oregon State+	79-93	W
J 2	UTEP	79-73	W
J 4	New Mexico	70-56	W
J 9	Utah	53-54	L
J 14	at Fresno State	72-57	W
J 16	at Air Force	103-68	W
J 21	San Diego State	76-64	W
J 23	Hawaii (OT)	84-80	W
J 28	at Colorado State	70-63	W

1993-94

Record, Conference: 22-10, 12-6, 3rd WAC
H/A/N: 14-2/5-6/3-2
Long Win/Loss Streak: 6/2
Vs. Ranked Teams: 0-1
Coach: Roger Reid

DATE	OPPONENT	SCORE	W/L
N 27	at Arizona State	95-106	L
D 3	vs. S. Carolina*	72-68	W
D 4	vs. No. 4 N. Carolina*	65-97	L
D 10	Nicholls State	111-96	W
D 11	Oklahoma Baptist	78-76	W
D 14	Utah State	78-65	W
D 17	Texas Tech	84-74	W
D 21	Weber State	92-79	W
D 28	W. Washington	106-74	W
J 3	at New Mexico	68-74	L
J 5	at UTEP	67-59	W
J 8	at Utah	64-62	W
J 13	Fresno State	73-65	W
J 15	Air Force	87-73	W
J 20	at San Diego State (OT)	83-82	W
J 22	at Hawaii	66-69	L
J 27	Wyoming	82-66	W
J 29	Colorado State	79-66	W
F 3	at Wyoming	65-79	L
F 5	at Colorado State (OT)	72-70	W
F 10	San Diego State	101-87	W
F 12	Hawaii	85-79	W
F 17	at Air Force	94-82	W
F 19	at Fresno State	68-73	L
F 26	Utah	73-70	W
M 3	New Mexico (OT)	82-84	L
M 5	UTEP	61-62	L
M 10	vs. Utah+	96-65	W
M 11	vs. Fresno State+	87-72	W
M 12	vs. Hawaii+	66-73	L
M 17	Arizona State#	74-67	W
M 22	at Fresno State#	66-68	L

* Tournament of Champions (Charlotte)

^ Cougar Classic

+ WAC Tournament (SLC)

NIT

ALL-TIME SEASON RESULTS

1994-95

Record, Conference: 22-10, 13-5, T2nd WAC
H/A/N: 14-0/5-7/3-3
Long Win/Loss Streak: 7/3
Vs. Ranked Teams: 1-0
Coach: Roger Reid

DATE	OPPONENT	SCORE	W/L
N 23	vs. Oklahoma State*	69-59	W
N 25	vs. Louisville*	75-60	W
N 26	vs. Minnesota*	74-79	L
D 1	at Utah State	59-83	L
D 3	Nevada-Reno	96-80	W
D 6	Mississippi State (OT)	74-68	W
D 9	Southern Utah ^	82-67	W
D 10	Northwestern State ^	80-53	W
D 17	NE Louisiana	87-69	W
D 21	at Weber State	74-86	L
D 29	at San Jose State+	74-61	W
D 30	vs. Santa Clara+	76-55	W
J 3	Utah	64-57	W
J 7	at Air Force	89-68	W
J 9	at Fresno State	69-61	W
J 12	San Diego State	66-57	W
J 14	Hawaii	74-67	W
J 19	at Colorado State	72-80	L
J 21	at Wyoming	58-52	W
J 26	UTEP (OT)	95-89	W
J 28	New Mexico	81-63	W
F 2	at UTEP (OT)	85-88	L
F 4	at New Mexico	74-72	W
F 9	Colorado State	76-68	W
F 11	Wyoming	78-72	W
F 16	at Hawaii	70-73	L
F 18	at San Diego State	52-58	L
F 23	Fresno State	81-59	W
F 25	Air Force	79-72	W
M 4	at Utah	79-87	L
M 9	vs. Colorado State**	73-75	L
M 16	vs. Tulane#	70-76	L

* Great Alaska Shootout
^ Cougar Classic
+ Cable Car Classic (San Jose)
** WAC Tournament (Albuquerque)
NCAA (Memphis)

1995-96

Record, Conference: 15-13, 9-9, 5th WAC
H/A/N: 11-4/4-8/0-1
Long Win/Loss Streak: 4/3
Vs. Ranked Teams: 0-3
Coach: Roger Reid

DATE	OPPONENT	SCORE	W/L
N 25	Boise State	86-71	W
N 28	at Nevada-Reno	77-79	L
D 2	at No. 8 Mississippi State	74-79	L
D 5	Utah State	76-52	W
D 8	CS-Northridge*	99-74	W
D 9	Louisiana Tech*	74-64	W
D 12	Weber State	91-86	W
D 22	at Texas Tech	71-81	L
D 28	Morgan State	110-69	W
J 2	at No. 15 Utah	77-83	L
J 8	Air Force	68-64	W
J 10	Fresno State	97-84	W
J 13	at San Diego State	76-83	L
J 15	at Hawaii	78-77	W
J 18	Wyoming	84-75	W
J 20	Colorado State	76-78	L
J 25	at New Mexico	77-83	L
J 27	at UTEP	90-82	W
F 1	New Mexico	81-88	L
F 3	UTEP	82-71	W
F 8	at Colorado State	76-81	L
F 10	at Wyoming	81-71	W
F 15	San Diego State	81-68	W
F 17	Hawaii	89-94	L
F 22	at Air Force	80-66	W
F 24	at Fresno State	83-95	L
M 2	No. 10 Utah	85-96	L
M 7	vs. Colorado State+	84-100	L

* Cougar Classic
+ WAC Tournament (Albuquerque)

1996-97

Record, Conference: 1-25, 0-16, 8th WAC
H/A: 1-13/0-12
Long Win/Loss Streak: 1/21
Vs. Ranked Teams: 0-5
Coach: Roger Reid/Tony Ingle

DATE	OPPONENT	SCORE	W/L
N 22	Cal State-Fullerton	67-75	L
N 26	at Washington	44-95	L
N 30	Pacific	58-80	L
D 4	at Weber State	80-97	L
D 10	Utah State	64-61	W
D 13	Boise State*	58-65	L
D 14	Houston*	69-89	L

D 21	at Georgia	65-84	L
D 27	at Penn State	53-75	L
D 31	San Diego State (OT)	86-89	L
J 4	at Wyoming	61-89	L
J 11	No. 9 Utah	51-61	L
J 16	at TCU	61-101	L
J 18	at SMU	50-75	L
J 23	Rice	59-62	L
J 25	No. 24 Tulsa	56-72	L
F 1	at UTEP	49-75	L
F 3	at No. 13 New Mexico	32-74	L
F 6	at No. 5 Utah	49-85	L
F 8	Wyoming	60-72	L
F 13	TCU	80-92	L
F 15	Southern Methodist	62-74	L
F 20	at Tulsa	65-80	L
F 22	at Rice	44-68	L
F 27	No. 11 New Mexico	48-90	L
M 1	UTEP	76-81	L

* Cougar Classic



STEVE CLEVELAND
Years: 1997-2005 (8)
Record: 138-108 (.561)

1997-98

Record, Conference: 9-21, 4-10, 6th WAC
H/A/N: 4-10/4-9/1-2
Long Win/Loss Streak: 2/9
Vs. Ranked Teams: 1-3
Coach: Steve Cleveland

DATE	OPPONENT	SCORE	W/L
N 14	at San Diego State	73-59	W
N 19	Washington State	49-78	L
N 21	Oregon	67-74	L
N 29	at Utah State	69-72	L
D 2	Penn State	50-80	L
D 6	at Boise State	67-83	L
D 9	Washington	68-83	L
D 12	Weber State*	83-70	W
D 13	Pepperdine*	53-52	W
D 22	at California	64-68	L
D 27	at Hawaii	53-73	L
D 28	vs. Virginia	54-72	L
D 29	vs. Ohio State	72-65	W
J 5	at Tulsa	57-53	W
J 10	No. 3 Utah	61-71	L
J 15	Wyoming	60-41	W
J 17	Colorado State	44-55	L
J 22	at UNLV	63-76	L
J 24	at Air Force	61-80	L
J 29	No. 14 New Mexico	54-72	L
J 31	UTEP	59-68	L
F 5	at No. 5 Utah	68-83	L
F 7	Tulsa	59-65	L
F 12	at Colorado State	74-83	L
F 14	at Wyoming	54-77	L
F 19	Air Force	79-60	W
F 21	UNLV	76-84	L
F 26	at No. 16 New Mexico	83-62	W
F 28	at UTEP (3OT)	76-75	W
M 3	vs. Tulsa+	56-59	L

* Cougar Classic
+ WAC Tournament (Las Vegas)

1998-99

Record, Conference: 12-16, 6-8, 5th WAC
H/A/N: 9-5/2-10/1-1
Long Win/Loss Streak: 3/4
Vs. Ranked Teams: 0-5
Coach: Steve Cleveland

DATE	OPPONENT	SCORE	W/L
N 13	Wofford	73-67	W
N 19	at Weber State	80-83	L
N 23	at Auburn	43-62	L
N 28	No. 11 Arizona (OT)	74-78	L
D 1	Denver	89-71	W
D 5	at Oregon	62-93	L
D 8	at Washington State	69-70	L
D 11	Louisiana Tech*	76-68	W
D 12	CS-Northridge*	84-78	W
D 19	California	70-71	L
D 22	at UC-Irvine	75-82	L
J 2	Utah State	61-59	W
J 9	at Utah	54-75	L
J 14	at San Diego State	83-76	W
J 16	at Hawaii	60-59	W
J 21	San Jose State	75-44	W
J 23	Fresno State	75-79	L
J 28	at UTEP	72-87	L
J 30	at No. 12 New Mexico	68-78	L
F 6	No. 20 Utah	46-71	L
F 11	Hawaii	81-68	W
F 13	San Diego State	93-76	W
F 18	at Fresno State	71-80	L
F 20	at San Jose State (OT)	74-76	L
F 25	No. 21 New Mexico	64-85	L
F 27	UTEP	85-64	W
M 2	vs. TCU+	90-74	W
M 4	vs. No. 8 Utah+	62-81	L

* Cougar Classic
+ WAC Tournament (Las Vegas)

1999-2000

Record, Conference: 22-11, 7-7, 6th MWC
H/A/N: 14-2/6-9/2-0
Long Win/Loss Streak: 5/2
Vs. Ranked Teams: 0-2
Coach: Steve Cleveland

DATE	OPPONENT	SCORE	W/L
N 20	Cal State-Riverside	91-62	W
N 24	Southern Utah	92-66	W
D 1	at No. 4 Arizona	62-86	L
D 4	at Denver	81-58	W
D 7	Arizona State	78-67	W
D 10	Texas Southern*	76-61	W
D 11	Weber State*	66-53	W
D 18	S. Carolina State	76-43	W
D 21	at South Alabama	63-64	L
D 23	at Florida International (OT)	83-75	W
D 29	at CS-Santa Barbara	57-48	W
J 5	UC-Irvine	77-66	W
J 8	at Utah State	82-73	W
J 10	at UNLV	77-75	W
J 15	Utah	49-56	L
J 20	Wyoming	87-78	W
J 22	Colorado State	68-47	W
J 27	at Air Force	55-60	L
J 29	at New Mexico	69-78	L
F 3	at San Diego State	72-50	W
F 12	at No. 21 Utah	62-77	L
F 17	New Mexico	74-78	L
F 19	UNLV	83-82	W
F 24	at Colorado State	54-68	L
F 26	at Wyoming	70-85	L
M 2	Air Force	73-52	W
M 4	San Diego State	67-50	W
M 9	vs. New Mexico ^	55-43	W
M 10	vs. Utah ^	58-54	W
M 11	at UNLV ^	56-79	L
M 15	Bowling Green+	81-54	W
M 20	So. Illinois+	82-57	W
M 22	at Notre Dame+	52-64	L

* Cougar Classic
^ MWC Tournament (Las Vegas)
+ NIT

ALL-TIME SEASON RESULTS

2000-01

Record, Conference: 24-9, 10-4, T1st MWC
 H/A/N: 15-0/4-6/5-3
 Long Win/Loss Streak: 6/2
 Coach: Steve Cleveland

DATE	OPPONENT	SCORE	W/L
N 21	Elon College	100-63	W
N 25	UC Santa Barbara	67-53	W
N 30	at San Francisco	70-80	L
D 2	at Arizona State	52-80	L
D 7	Florida International	78-50	W
D 9	vs. Rice	59-49	W
D 14	Southern Utah	58-52	W
D 16	Utah State	69-67	W
D 21	vs. Boise State*	83-67	W
D 22	vs. Iowa State*	71-77	L
D 23	vs. USC*	67-70	L
D 28	at Weber State	84-75	W
D 30	South Alabama	64-42	W
J 2	Idaho	75-47	W
J 6	Texas A&M Corpus C.	84-68	W
J 13	San Diego State	79-50	W
J 15	UNLV	91-63	W
J 20	at Colorado State	55-60	L
J 22	at Wyoming	78-85	L
J 29	Utah	69-61	W
F 1	Air Force	62-45	W
F 3	New Mexico	65-49	W
F 10	at UNLV	56-68	L
F 12	at San Diego State	69-66	W
F 15	Wyoming	79-63	W
F 17	Colorado State	68-51	W
F 24	at Utah	75-82	L
M 1	at New Mexico	72-67	W
M 3	at Air Force	81-50	W
M 8	vs. Air Force ^	69-54	W
M 9	vs. Wyoming ^	77-66	W
M 10	vs. New Mexico ^	69-65	W
M 15	vs. Cincinnati#	59-84	L

* Yahoo Sports Invitational (Laie, HI)
 ^ MWC Tournament (Las Vegas) - Champion
 # NCAA (San Diego)

2001-02

Record, Conference: 18-12, 7-7, T4th MWC
 H/A/N: 16-0/1-11/1-1
 Long Win/Loss Streak: 8/3
 Coach: Steve Cleveland

DATE	OPPONENT	SCORE	W/L
N 17	at San Diego	70-59	W
N 24	Arizona State	82-70	W
N 28	at UC Santa Barbara	58-68	L
D 1	at Utah State (OT)	81-90	L
D 5	Weber State	65-47	W
D 8	Creighton	61-52	W
D 12	Fort Lewis	101-53	W
D 15	Idaho	70-48	W
D 22	vs. No. 13 Stanford*	81-76	W
D 27	CS-Northridge	84-70	W
D 29	Southern Utah	79-58	W
J 2	San Francisco	65-51	W
J 5	at Pepperdine (OT)	79-82	L
J 12	San Diego State	75-64	W
J 15	UNLV	60-47	W
J 19	at New Mexico	58-73	L
J 21	at Air Force	64-74	L
J 28	at Utah	66-71	L
F 2	Wyoming	85-70	W
F 4	Colorado State	57-52	W
F 9	at UNLV	70-73	L
F 11	at San Diego State	73-77	L
F 16	New Mexico	68-62	W
F 18	Air Force	67-51	W
F 23	Utah	63-61	W
F 28	at Wyoming	60-76	L
M 2	at Colorado State (OT)	75-79	L
M 7	vs. San Diego State ^	51-62	L
M 14	UC Irvine +	78-55	W
M 20	at Memphis +	69-80	L

* Las Vegas Showdown

^ MWC Tournament (Las Vegas)

+ NIT

2002-03

Record, Conference: 23-9, 11-3, T1st MWC
 H/A/N: 13-1/6-5/4-3
 Long Win/Loss Streak: 5/2
 Vs. Ranked Teams: 0-2
 Coach: Steve Cleveland

DATE	OPPONENT	SCORE	W/L
N 22	vs. Toledo*	71-56	W
N 23	vs. Kansas State*	73-64	W
N 25	vs. St. Bonaventure*	66-57	W
N 30	Rice	95-56	W
D 4	at Arizona State	64-60	W
D 7	at Creighton	64-74	L

D 11	San Diego	64-49	W
D 14	Utah State	66-56	W
D 21	UC Santa Barbara	69-56	W
D 23	at San Francisco	72-84	L
D 28	Southern Utah	93-60	W
J 2	Pepperdine	84-68	W
J 4	vs. Oklahoma State+	65-78	L
J 8	at Weber State	69-75	L
J 11	Idaho State	77-58	W
J 16	UNLV	85-77	W
J 20	at San Diego State	80-69	W
J 25	Utah	75-79	L
F 1	New Mexico	80-64	W
F 3	Air Force	65-63	W
F 8	at Wyoming	74-66	W
F 10	at Colorado State	77-68	W
F 14	at UNLV	54-61	L
F 17	San Diego State	66-64	W
F 24	at No. 23 Utah	64-71	L
M 1	at Air Force	56-43	W
M 3	at New Mexico	91-81	W
M 6	Wyoming	69-50	W
M 8	Colorado State	67-55	W
M 13	vs. New Mexico ^	71-56	W
M 14	vs. Colorado State ^ (OT)	80-86	L
M 20	vs. No. 23 Connecticut#	53-58	L

* Paradise Jam Tournament (Virgin Islands)
 + All-College Classic (Oklahoma City)
 ^ MWC Tournament (Las Vegas)
 # NCAA (Spokane, Wash.)

2003-04

Record, Conference: 21-9, 10-4, 2nd MWC
 H/A/N: 13-0/5-7/3-2
 Long Win/Loss Streak: 9/3
 Vs. Ranked Teams: 1-1
 Coach: Steve Cleveland

DATE	OPPONENT	SCORE	W/L
N 21	Southern Utah	88-54	W
N 26	at California	46-47	L
N 29	Utah Valley State	84-65	W
D 2	at Boise State	75-69	W
D 6	vs. No. 25 Oklahoma State+	76-71	W
D 10	Western Oregon	92-56	W
D 13	Southern California	85-61	W
D 20	Weber State	86-65	W
D 23	at Utah State	74-76	L
D 29	vs. Idaho State*	90-66	W
D 30	at Santa Clara*	68-66	W
J 2	Saint Mary's (Calif.)	70-55	W
J 7	at North Carolina State	62-89	L
J 12	at San Diego State	61-65	L
J 17	Colorado State	82-53	W
J 19	Wyoming	78-64	W
J 24	at Air Force	52-74	L
J 26	at New Mexico	63-65	L
J 31	at Utah	56-64	L
F 7	UNLV	64-61	W
F 9	San Diego State (OT)	83-69	W
F 14	at Wyoming	67-53	W
F 16	at Colorado State	79-73	W
F 21	New Mexico	88-71	W
F 23	Air Force	67-61	W
M 1	Utah	70-57	W
M 6	at UNLV	89-88	W
M 11	vs. Wyoming ^	79-74	W
M 12	vs. Utah ^	51-54	L
M 18	vs. No. 20 Syracuse#	75-80	L

+ Played at Delta Center, Salt Lake City
 * Cable Car Classic (Santa Clara)
 ^ MWC Tournament (Denver)
 # NCAA Tournament (Denver)

2004-05

Record: 9-21
 Conference: 3-11, T7th MWC
 Home: 6-8
 Road: 2-9
 Neutral: 1-4
 Long Win Streak: 3
 Long Loss Streak: 5
 Vs. Ranked Teams: 0-4
 Coach: Steve Cleveland

DATE	OPPONENT	SCORE	W/L
N 22	vs. No. 4 North Carolina*	50-86	L
N 23	vs. Stanford*	53-62	L
N 24	at Chaminade*	77-56	W
N 27	California	64-67	L
D 1	at Utah State	57-71	L
D 4	at USC	82-87	L
D 8	Boise State	90-77	W
D 11	vs. Washington State+	46-49	L
D 18	Utah State	62-84	L
D 21	No. 16 N.C. State	61-72	L
D 23	at Weber State	79-61	W
D 28	Southern Utah	77-52	W
D 31	Santa Clara	87-74	W

J 4	at Saint Mary's	51-72	L
J 8	San Diego State	57-59	L
J 11	MSU-Billings	110-70	W
J 15	at Colorado State	67-74	L
J 17	at Wyoming	71-83	L
J 22	Air Force	49-52	L
J 24	New Mexico	68-53	W
J 31	No. 25 Utah (OT)	58-72	L
F 5	at UNLV (OT)	82-72	W
F 7	at San Diego State	58-66	L
F 12	Wyoming	58-59	L
F 14	Colorado State	50-49	W
F 19	at New Mexico	72-91	L
F 21	at Air Force	39-70	L
F 26	at No. 13 Utah	60-69	L
M 5	UNLV	66-76	L
M 10	vs. New Mexico ^	71-85	L

* EA SPORTS Maui Invitational
 + Played at Delta Center, Salt Lake City
 ^ MWC Tournament (Denver)

2005-06

Record, Conference: 20-9, 12-4, T2nd MWC
 H/A/N: 14-1/5-7/1-1
 Long Win/Loss Streak: 6/2
 Coach: Dave Rose

DATE	OPPONENT	SCORE	W/L
N 18	Loyola Marymount	71-83	L
N 22	at Washington State (in Spokane)	76-68	W
N 26	Southern Utah	86-61	W
N 30	vs. Lamar+	97-74	W
D 3	at USC	68-74	L
D 7	Boise State	80-77	W
D 10	Northern Kentucky	65-46	W
D 17	Weber State	80-54	W
D 22	at Utah State	80-91	L
D 27	Eastern Washington	97-66	W
D 30	Tulsa	68-49	W
J 5	at Air Force	59-75	L
J 7	Utah	72-60	W
J 11	at UNLV	72-82	L
J 18	Wyoming	80-67	W
J 21	at San Diego State	61-88	L
J 25	TCU (OT)	89-80	W
J 28	at Colorado State	86-84	W
F 1	at New Mexico	77-71	W
F 4	Air Force	65-59	W
F 8	at Utah	60-79	L
F 11	UNLV	75-72	W
F 18	at Wyoming	74-68	W
F 22	San Diego State	100-90	W
F 25	at TCU	81-72	W
M 1	Colorado State	77-69	W
M 4	New Mexico	76-68	W
M 9	vs. Utah ^	70-74	L
M 15	at Houston+	67-77	L

+ Played at Delta Center, Salt Lake City

^ MWC Tournament (Denver)

+ NIT

ALL-TIME SEASON RESULTS

2006-07

Record, Conference: 25-9, 13-3, 1st MWC
 H/A/N: 17-0/6-7/2-2
 Long Win/Loss Streak: 8/2
 Highest Rank: 21st AP
 Final Rank: 24th AP
 Vs. Ranked Teams: 3-3
 Coach: Dave Rose

DATE	OPPONENT	SCORE	W/L
N 15	at No. 5 UCLA	69-82	L
N 18	Idaho State (OT)	84-78	W
N 22	Portland	79-50	W
N 24	Southern Utah	80-61	W
N 29	at Boise State	68-72	L
D 2	at Weber State (OT)	73-69	W
D 6	San Jose State	81-69	W
D 9	vs. No. 25 Michigan State+	61-76	L
D 13	at Lamar (OT)	77-86	L
D 16	Utah State	75-62	W
D 22	Western Oregon	102-40	W
D 28	Liberty*	73-59	W
D 29	Oral Roberts*	72-62	W
D 30	Seton Hall*	77-68	W
J 6	San Diego State	80-58	W
J 10	TCU	89-65	W
J 13	at UNLV	75-83	L
J 16	Wyoming	89-81	W
J 20	at Colorado State	78-90	L
J 24	at New Mexico	70-49	W
J 27	No. 13 Air Force	61-52	W
J 31	at Utah	76-66	W
F 3	No. 25 UNLV	90-63	W
F 6	at Wyoming	77-73	W
F 10	at TCU	85-72	W
F 14	New Mexico	96-83	W
F 21	Colorado State	76-67	W
F 24	at San Diego State	74-86	L
F 27	at No. 20 Air Force	62-58	W
M 3	Utah	85-62	W
M 8	vs. TCU^	77-64	W
M 9	vs. Wyoming^	96-84	W
M 10	at No. 25 UNLV^	70-78	L
M 15	vs. Xavier#	77-79	L

+ Played at The Palace of Auburn Hills (Mich.)

* BYU Holiday Classic

^ MWC Tournament (Las Vegas)

NCAA Tournament (Lexington, Ky.)

2007-08

Record/Conference: 27-8, 14-2, 1st MWC
 H/A/N: 16-0/8-5/3-3
 Long Win/Loss Streak: 9/2
 Highest Rank: 20th AP
 Vs. Ranked Teams: 1-2
 Coach: Dave Rose

DATE	OPPONENT	SCORE	W/L
N 10	at Long Beach State	74-34	W
N 14	Idaho State	90-69	W
N 16	Jackson State*	100-61	W
N 20	Hartford*	97-73	W
N 23	vs. No. 6 Louisville*	78-76	W
N 24	vs. No. 1 N. Carolina*	63-73	L
D 1	at Portland	78-54	W
D 5	Weber State	72-57	W
D 8	vs. No. 9 Michigan State+	61-68	L
D 12	Lamar	88-66	W
D 15	Pepperdine	86-67	W
D 21	Southern Utah	70-55	W
D 29	at Boise State	70-73	L
J 3	Loyola Marymount	91-62	W
J 8	at Wake Forest	62-79	L
J 12	Colorado State	92-73	W
J 15	at UNLV	41-70	L
J 19	at Utah	55-52	W
J 23	San Diego State	59-56	W
J 26	New Mexico	83-66	W
J 30	at Air Force	69-53	W
F 2	at Wyoming	73-63	W
F 6	TCU	83-72	W
F 13	at Colorado State	79-65	W
F 16	at UNLV	74-48	W
F 20	Utah	67-59	W
F 23	at San Diego State	65-69	L
F 26	at New Mexico (OT)	70-69	W
M 1	Air Force	76-57	W
M 5	Wyoming	78-61	W
M 8	at TCU	61-54	W
M 13	vs. Colorado State^	89-62	W
M 14	vs. San Diego State^	63-54	W
M 15	at UNLV^	61-76	L
M 20	vs. Texas A&M#	62-67	L

*Las Vegas Invitational

+ Played at EnergySolutions Arena (SLC)

^ MWC Tournament (Las Vegas)

NCAA Tournament (Anaheim, Calif.)

DAVE ROSE

Years: 2005-Present (11)

Record: 283-99 (.741)



Dave Rose has guided BYU to 11-straight 20-win seasons and 11-straight trips to the postseason (8 NAAs, 3 NITs) — both program records. Rose coached last season's team to 26 wins and a trip to the semifinals of the NIT in Madison Square Garden. In 2010-11 he led BYU to a program record 32 wins and a trip to the Sweet 16 for the first time since 1981. With a 283-99 record,

Rose has produced a 11-year resume that is nearly unmatched. In fact, among the 40-plus coaches who took over a program in 2005, Rose has the best winning percentage (.741) and the most wins (283). His 283 victories place him tied for fifth-most wins through 11 seasons in NCAA history. He reached 200 wins during the 2012-13 season to become the 15th fastest in NCAA history to reach the milestone (259 games). Rose is a three-time MWC Coach of the Year and two-time USBWA District VIII Coach of the Year. He is also second all-time at BYU in career victories and first in career winning percentage.

2008-09

Record, Conference: 25-8, 12-4, T1st MWC
 H/A/N: 14-2/9-3/2-3
 Long Win/Loss Streak: 10/2
 Highest Rank: 25th AP
 Vs. Ranked Teams: 0-2
 Coach: Dave Rose

DATE	OPPONENT	SCORE	W/L
N 14	Long Beach State	75-65	W
N 18	at Pepperdine	82-53	W
N 20	North Florida*	74-41	W
N 21	Rice*	83-52	W
N 22	Cal Poly*	76-64	W
N 29	at Idaho State	85-65	W
D 3	at Weber State	92-62	W
D 6	vs. Utah State+	68-63	W
D 10	Boise State	94-56	W
D 13	Portland	91-76	W
D 20	No. 20 vs. Arizona State~	75-76	L
D 30	at Tulsa	74-68	W
J 3	No. 6 Wake Forest	87-94	L
J 6	Western Oregon	85-64	W
J 10	at Colorado State	86-60	W
J 13	TCU	73-61	L
J 17	at New Mexico	62-81	L
J 21	UNLV	70-76	L
J 24	San Diego State	77-71	W
J 27	at Utah (OT)	88-94	L
J 31	Wyoming	84-60	W
F 3	at Air Force	71-50	W
F 11	Colorado State	94-60	W
F 14	at TCU	79-63	W
F 17	New Mexico	73-62	W
F 21	at UNLV	74-75	L
F 24	at San Diego State	69-59	W
F 28	Utah	63-50	W
M 4	at Wyoming	78-68	W
M 7	Air Force	54-49	W
M 12	vs. Air Force^	80-69	W
M 13	vs. San Diego State^	62-64	L
M 19	vs. Texas A&M#	66-79	L

* Basketball Travelers Invitational (Marriott Center)

+ Played at Energy Solutions Arena (Salt Lake City)

~ 2008 Stadium Shootout (Glendale, Ariz.)

^ MWC Tournament (Las Vegas)

NCAA Tournament (Philadelphia)

2009-10

Record, Conference: 30-6, 13-3, 2nd MWC
 H/A/N: 15-1/10-4/5-1
 Long Win/Loss Streak: 15/1
 Highest Rank: 10th Coaches Poll
 Final Rank: 17th AP
 Vs. Ranked Teams: 0-3
 Coach: Dave Rose

DATE	OPPONENT	SCORE	W/L
N 13	Bradley	70-60	W
N 17	Idaho State	87-53	W
N 20	at Hawaii	83-65	W
N 24	Southern	107-51	W
N 27	Weber State	87-70	W
D 2	at Utah State	61-71	L
D 5	vs. San Francisco+	69-43	W
D 8	Arizona State	81-68	W
D 12	at Fresno State	72-67	W
D 17	Wagner*	77-61	W
D 19	Eastern Washington*	91-34	W
D 22	vs. Nevada*	110-104	W
D 23	vs. Nebraska*	88-66	W
D 28	at Arizona~	99-69	W
J 2	Eastern New Mexico	95-49	W
J 6	UNLV	77-73	W
J 9	at UTEP	83-77	W
J 13	at Air Force	67-49	W
J 16	Colorado State	91-47	W
J 20	Wyoming	81-66	W
J 23	at San Diego State	71-69	W
J 27	at No. 23 New Mexico	72-76	L
J 30	Utah	82-69	W
F 2	TCU	76-56	W
F 6	at UNLV	74-88	L
F 13	Air Force	91-48	W
F 17	at Colorado State	92-70	W
F 20	at Wyoming	85-63	W
F 24	San Diego State	82-68	W
F 27	No. 10 New Mexico	81-83	L
M 3	at Utah	71-51	W
M 6	at TCU	107-77	W
M 11	vs. TCU^	95-85	W
M 12	at UNLV^	66-70	L
M 18	vs. Florida# (2OT)	99-92	W
M 20	vs. Kansas State#	72-84	L

* Las Vegas Classic

+ Played at EnergySolutions Arena (Salt Lake City)

~ 2009 Fiesta Bowl Classic

^ MWC Tournament (Las Vegas)

NCAA Tournament (Oklahoma City)

ALL-TIME SEASON RESULTS

2010-11

Record, Conference: 32-5, 14-2, T1st MWC
 H/A/N: 13-1/10-1/9-3
 Long Win/Loss Streak: 10/1
 Highest Rank: 3rd AP/Coaches Poll
 Final Rank: 10th AP
 Vs. Ranked Teams: 3-2
 Coach: Dave Rose

DATE	OPPONENT	SCORE	W/L
N 12	Fresno State	83-56	W
N 17	Utah State	78-72	W
N 20	Chicago State*	109-60	W
N 23	Mississippi Valley State*	83-36	W
N 26	vs. South Florida (20T)*	77-75	W
N 27	vs. Saint Mary's*	74-73	W
D 1	at Creighton^	77-65	W
D 4	vs. Hawaii	78-57	W
D 8	vs. Vermont	86-58	W
D 11	vs. Arizona	87-65	W
D 18	vs. UCLA#	79-86	L
D 21	at Weber State	72-66	W
D 23	UTEP	89-68	W
D 30	at Buffalo	90-82	W
J 1	Fresno Pacific	93-57	W
J 5	at UNLV	89-77	W
J 8	Air Force	76-66	W
J 11	at Utah	104-79	W
J 18	TCU	83-67	W
J 22	at Colorado State	94-85	W
J 26	San Diego State	71-58	W
J 29	at New Mexico	77-86	L
F 2	at Wyoming	69-62	W
F 5	UNLV	78-64	W
F 9	at Air Force	90-52	W
F 12	Utah	72-59	W
F 19	at TCU	79-56	W
F 23	Colorado State	84-76	W
F 26	at San Diego State	80-67	W
M 2	New Mexico	64-82	L
M 5	Wyoming	102-78	W
M 10	vs. TCU~	64-58	W
M 11	vs. New Mexico~	87-76	W
M 12	vs. San Diego State~	54-72	L
M 17	vs. Wofford%	74-66	W
M 19	vs. Gonzaga%	89-67	W
M 24	vs. Florida (OT)@	74-83	L

* South Padre Island Invitational
 ^ Mountain West-Missouri Valley Challenge
 # John R. Wooden Classic
 ~ Conoco MWC Championships
 % NCAA Tournament Second/Third Round (Denver)
 @ NCAA Regional Semifinals (New Orleans)

2011-12

Record, Conference: 26-9, 12-4, 3rd WCC
 H/A/N: 13-3/8-3/5-3
 Long Win/Loss Streak: 5/1
 Vs. Ranked Teams: 1-4
 Coach: Dave Rose

DATE	OPPONENT	SCORE	W/L
N 11	at Utah State	62-69	L
N 15	BYU-Hawaii	73-52	W
N 18	Longwood^	92-60	W
N 22	Prairie View A&M^	90-51	W
N 25	vs. Nevada^	76-55	W
N 26	vs. Wisconsin^	56-73	L
N 30	vs. Northern Arizona@	87-52	W
D 3	vs. Oregon	79-65	W
D 7	Weber State	94-66	W
D 10	at Utah	61-42	W
D 17	Baylor	83-86	L
D 20	Buffalo	93-78	W
D 22	UC Santa Barbara	89-75	W
D 27	Cal State San Marcos	79-51	W
D 29	at Saint Mary's	82-98	L
D 31	San Diego	88-52	W
J 5	at Loyola Marymount	73-65	W
J 7	San Francisco	81-56	W
J 14	Santa Clara	95-78	W
J 16	at San Diego	82-63	W
J 19	Loyola Marymount	68-82	L
J 21	at Pepperdine	77-64	W
J 25	at Virginia Tech	70-68	W
J 28	Saint Mary's	66-80	L
F 2	Gonzaga	83-73	W
F 4	at Portland	79-60	W
F 11	Pepperdine	86-48	W
F 16	at San Francisco	85-84	W
F 18	at Santa Clara	82-67	W
F 23	at Gonzaga	63-74	L
F 25	Portland	76-66	W
M 2	vs. San Diego+	73-68	W
M 3	vs. Gonzaga+	58-77	L
M 13	vs. Iowa#	78-72	W
M 15	vs. Marquette#	68-88	L

^ = Chicago Invitational Challenge
 + = Lumberjack Classic
 @ = WCC Championships
 # = NCAA Tournament

2012-13

Record, Conference: 24-12, 10-6, 3rd WCC
 H/A/N: 15-3/7-5/2-4
 Long Win/Loss Streak: 5/1
 Vs. Ranked Teams: 1-4
 Coach: Dave Rose

DATE	OPPONENT	SCORE	W/L
N 9	Tennessee State^	81-66	W
N 13	Georgia State^	80-62	W
N 16	vs. Florida State^	70-88	L
N 17	vs. Notre Dame^	68-78	L
N 21	UT-San Antonio	81-62	W
N 24	Cal State Northridge	87-75	W
N 28	vs. Montana#	85-60	W
D 1	at Iowa State	62-83	L
D 8	Utah	61-58	W
D 15	at Weber State	78-68	W
D 18	Eastern New Mexico	95-62	W
D 21	at Baylor	64-79	L
D 27	Northern Arizona	84-54	W
D 29	vs. Virginia Tech#	97-71	W
J 3	Loyola Marymount	92-51	W
J 5	at San Francisco	80-76	W
J 10	Pepperdine	76-51	W
J 12	at Santa Clara	82-64	W
J 16	Saint Mary's	69-70	L
J 19	San Diego	74-57	W
J 24	at Gonzaga	63-83	L
J 26	at Portland	85-67	W
J 31	at Pepperdine	63-61	W
F 2	Santa Clara	96-79	W
F 7	at San Diego	68-74	L
F 9	San Francisco	87-99	L
F 16	Portland	86-72	W
F 19	Utah State	70-68	W
F 21	at Saint Mary's	57-64	L
F 28	Gonzaga	65-70	L
M 2	at Loyola Marymount	73-70	W
M 8	vs. San Diego+	69-72	L
M 19	Washington@	90-79	W
M 25	Mercer@	90-71	W
M 27	at Southern Mississippi@	79-62	W
M 2	vs. Baylor@	70-76	L

^ = Coaches vs. Cancer Classic
 # = at Energy Solutions Arena
 + = WCC Championships
 @ = NIT

2013-14

Record, Conference: 23-12, 13-5, T2nd WCC
 H/A/N: 14-1/5-8/4-3
 Long Win/Loss Streak: 6/4
 Vs. Ranked Teams: 1-5
 Coach: Dave Rose

DATE	OPPONENT	SCORE	W/L
N 8	Weber State	81-72	W
N 11	at Stanford~	112-103	W
N 15	Mount St. Mary's^	108-76	W
N 16	Colorado Mesa^	84-60	W
N 20	No. 21/RV Iowa State	88-90	L
N 25	vs. Texas^	86-82	L
N 26	vs. No. 12/12 Wichita State^	62-75	L
N 30	vs. Utah State#	85-74	W
D 3	North Texas	97-67	W
D 7	at No. 21/22 UMass*	96-105	L
D 11	Prairie View A&M	100-52	W
D 14	at Utah	64-81	L
D 21	at No. 13/11 Oregon (OT)	96-100	L
D 28	at Loyola Marymount	76-87	L
D 30	at Pepperdine	74-80	L
J 4	San Diego	87-53	W
J 9	Pepperdine	84-72	W
J 11	Loyola Marymount	91-68	W
J 16	at San Francisco	83-76	W
J 18	at Santa Clara	91-81	W
J 23	at Portland (30T)	110-114	L
J 25	at No. RV/21 Gonzaga	69-84	L
J 30	Pacific	88-78	W
F 1	Saint Mary's	84-71	W
F 6	Santa Clara	89-76	W
F 8	San Francisco	68-63	W
F 13	at Pacific	82-89	L
F 15	at Saint Mary's	60-57	W
F 20	No. 25/22 Gonzaga	73-65	W
F 22	Portland	89-72	W
M 1	at San Diego	78-70	W
M 8	vs. Loyola Marymount+	85-74	W
M 10	vs. San Francisco (OT)+	79-77	W
M 11	vs. Gonzaga+	64-75	L
M 20	vs. Oregon@	68-87	L

~ = ESPN College Tip-Off Marathon
 ^ = College Basketball Experience Hall of Fame Classic
 # = at Energy/Solutions Arena
 * = Basketball Hall of Fame Showcase
 + = WCC Championships
 @ = NCAA tournament

2014-15

Record, Conference: 25-10, 13-5, T2nd WCC
 H/A/N: 13-3/8-3/4-4
 Long Win/Loss Streak: 8/2
 Long Loss Streak: 2
 Vs. Ranked Teams: 1-4
 Coach: Dave Rose

DATE	OPPONENT	SCORE	W/L
N 14	Long Beach State	95-90	W
N 18	Arkansas-Little Rock*	91-62	W
N 19	Southern Virginia	101-48	W
N 24	vs. No. 15 San Diego State (20T)*	87-92	L
N 25	vs. Chamaine@	121-85	W
N 26	vs. Purdue (OT)*	85-87	L
N 29	Eastern Kentucky	90-76	W
D 2	at Utah State	91-81	W
D 6	vs. Hawaii#	90-70	W
D 10	No. 13/14 Utah	61-65	L
D 13	at Weber State	76-60	W
D 20	Stanford	79-77	W
D 23	UMass (OT)	77-71	W
D 27	No. 8/8 Gonzaga	80-87	L
D 29	Portland	97-88	W
J 1	at Santa Clara	81-46	W
J 3	at San Francisco	99-68	W
J 8	Pepperdine	61-67	L
J 10	Loyola Marymount	85-72	W
J 15	at Pacific	93-80	W
J 17	at Saint Mary's	77-82	L
J 24	at San Diego	74-77	L
J 29	San Francisco	78-74	W
J 31	Santa Clara	78-57	W
F 5	at Pepperdine	74-80	L
F 7	at Loyola Marymount	87-68	W
F 12	Saint Mary's	82-60	W
F 14	Pacific	84-59	W
F 19	San Diego	75-62	W
F 26	at Portland	82-69	W
F 28	at No. 3/2 Gonzaga	73-70	W
M 7	vs. Santa Clara@	78-76	W
M 9	vs. Portland@	84-70	W
M 10	vs. No. 7/7 Gonzaga@	75-91	L
M 17	vs. Ole Miss*	90-94	L

* EA SPORTS Maui Invitational
 # = Energy/Solutions Arena
 @ = WCC Basketball Championships at Orleans Arena
 + = NCAA Tournament
 All times local to site

2015-16

Record, Conference: 26-11, 13-5, 3rd WCC
 H/A/N: 16-2/6-6/4-3
 Long Win/Loss Streak: 5/1
 Vs. Ranked Teams: 2-0
 Coach: Dave Rose

DATE	OPPONENT	SCORE	W/L
N 13	Utah Valley	85-54	W
N 16	at Long Beach State~	65-66	L
N 20	Adams State	97-56	W
N 25	Mississippi Valley State	75-68	W
N 28	Belmont	95-81	W
D 2	at Utah	75-83	L
D 5	vs. Weber State	73-68	W
D 9	Utah State	80-68	W
D 12	at Colorado	83-92	L
D 18	Central Michigan	98-85	W
D 22	vs. Harvard (OT)^	82-85	L
D 23	vs. New Mexico^	96-66	W
D 25	vs. Northern Iowa^	84-76	W
D 31	at Saint Mary's	74-85	L
J 2	at Pacific	81-67	W
J 7	Santa Clara	97-61	W
J 9	San Francisco	102-92	W
J 14	at Gonzaga	69-68	W
J 16	at Portland	81-84	L
J 21	at Loyola Marymount	91-80	W
J 23	at Pepperdine	65-71	L
J 28	Loyola Marymount	87-62	W
J 30	Pepperdine	88-77	W
F 4	Saint Mary's	70-59	W
F 6	Pacific	72-77	L
F 11	at San Francisco	114-89	W
F 13	at Santa Clara	96-62	W
F 18	at San Diego	69-67	W
F 20	San Diego	91-33	W
F 25	Portland	98-81	W
F 27	Gonzaga	68-71	L
M 5	vs. Santa Clara+	72-60	W
M 7	vs. Gonzaga+	84-88	L
M 16	UAB@	97-79	W
M 18	Virginia Tech@	80-77	W
M 22	Creighton@	88-82	W
M 29	vs. Valparaiso@	70-72	L

~ = ESPN College Tip-Off Marathon
 ^ = Hawaiian Airlines Diamond Head Classic
 + = WCC Championships
 @ = NCAA tournament

ALL-TIME LETTERMEN

A		Gus Black	1935-36-37	Dave Crowton	1936
Ron Abegglen	1959-60-61	Bill Blumenthal	1962-63-64	Ralph Crowton	1935-36-39
Charles Abouo	2009-10-11-12	Daniel Bobik	2001-02	Sherman Crump	1952-53-54
Jarkko Ahlborn	1996-97-98	Ralph Bonham	1953	Ryan Cuff	1993
Austin Ainge	2003-04-05-06-07	Malcolm Booth	1938	Lee Cummard	2006-07-08-09
Danny Ainge	1978-79-80-81	Danny Bower	1998-99	Craig Cusick	2012-13
Doug Ainge	1974	Ricky Bower	2003-04	D	
Von Alleman	1982-83	Shawn Bradley	1991	Dick Dabbling	1946
Glen Allen	1938-39-40	Paul Briggs	1989-90	Jerry Dahlman	1963
John Allen	2003	Lloyd Brink	1939-40-41	Kirk Davidson	1990-91
Markland Allred	1935-38	Eldon Brinley	1928-29-30-31	Brandon Davies	2010-11-12-13
John Alstrom	1962-63	Rashaun Broadus	2006-07	Bob Davis	1968-69-70
Augustin Ambrosino	2013	Walter Brooks	1935-36	Kyle Davis	2016
Brian Ambrozich	1972-73	Tyrone Brown	1997	Derek Dawes	2001-04-05-06
Belmont Anderson	1972-73-74	Vince Bryan	1988-89	Larry DeLaitre	1970
Blaine Anderson	1954-55-56	Jay Bunker	1971-72-73	Raul Delgado	2013
David Anderson	1997	Sam Burgess	2005-06-07-08	Dee Denzer	1964
Greg Anderson	1977-78	Van Burgess	1953-54-55	Bob Detmers	1937
Harry Anderson	1955-56-57	Bruce Burton	1961-62-63	Willard Devitt	1938
Jack Anderson	1956-57	C		Brian Dignan	1998-99
James Anderson	2009-10-11	Nathan Call	1987-88-91-92	Buck Dixon	1923-24-25-26
Kenneth Anderson	1924	Cory Calvert	2013	Sanky Dixon	1926-27-28-29
Steve Anderson	1978-79-80	Elbert Campbell	1935	Chris Dowling	1969
Lou Andrus	1963	Jeff Campbell	1991-95-96-97	Paul Drecksel	1983-84
Ryan Andrus	2015	Hugh Cannon	1934-35-36	Jon Dresser	1967-68-69
Steve Andrus	1989-90	Bobby Capener	1982-83-86-87	Jerry Dunn	1918-20-21
Brett Applegate	1983-84	Matt Carlino	2012-13-14	Loren Dunn	1951-52
Rafael Araujo	2003-04	Jon Carlisle	2002	Devin Durrant	1979-80-83-84
Jordan Archibald	2000-01	Nate Chappell	1999	Kent Durrant	1949-51
Lance Archibald	1996-97-98-99	Jeff Chatman	1985-86-87-88	Mark Durrant	1990-93-94-95
Stan Ashby	1962	Jordan Chatman	2016	E	
Alan Astle	1984-87-88-89	Jay Cheesman	1974-75-76-77	Jim Eakins	1966-67-68
David Astle	1990-91-92-93	Larry Cheesman	1977-78	Gary Earnest	1959-60-61
Nate Austin	2012-13-14-15-16	Junior Child	1946-47	Dave Eastis	1959-60-61
Jama Aytes	2016	Jacob Chrisman	2001	Valoy Eaton	1958-59-60
B		Bryce Christensen	1940-41	Clarence Edwards	1918-19-20
Bryce Bailey	1944-45-46-47	Craig Christensen	1976-79-80-81-82	Bud Eggertsen	1940
Dave Bailey	1971-72	Harold Christensen	1951-52-53	Jordan Ellis	2015
Maynard Bailey	1945	Jack Christensen	1937-38-39	Joe Ellsworth	2000
Clyde Baker	1970-71	Kurt Christensen	1992-93-94	Jackson Emery	2006-09-10-11
Jimmy Balderson	2002-05-06-07	Todd Christensen	1996-99-00	Nick Emery	2016
Wilburn Ball	1933	Lee Christiansen	1930	Duane Esplin	1941-42-47
Greg Ballif	1978-79-80-81-82	Fred Clark	1918-19	Fay Evans	1932-33
Mark Ballif	1929-30	Randy Clark	1947-48-49	Ferd Evans	1932-33
Dave Barber	1960	Grig Clawson	1973-74-75	Talmadge Eyre	1998
Bruce Barron	1968-69	Mark Clausen	1988	F	
Frank Bartley IV	2014-15	Robert Cochran	1985-86	John Fairchild	1964-65
Gary Batchelor	1961-62-63	Reed Collins	1926-27-28	Mel Fawcett	1932
Ivan Beem	1947-48-49-50	Stan Collins	1953-54	Bryan Fink	1985-86
Doug Beck	1957	Chris Collinsworth	2008-11-12	Chase Fischer	2015-16
Chad Beckstead	1937-38	Kyle Collinsworth	2011-14-15-16	John Fish	1989-92-93-94
Ron Bell	1960	Jeff Congdon	1964-65-66	Orville Fisher	1966-67-68
John Benson	1955-56-57	George Cooper	1928-29-30-31	Chad Fister	1996
Jim Benton	1935	Nathan Cooper	1996-99-00-01	Alan Frampton	1989-90
Grant Berges	1995-96-97	Kresimir Cosic	1971-72-73	Danny Frazier	1979
Mike Berning	1974	Wayne Cottle	1950-51	Jimmer Fredette	2008-09-10-11
Frank Berrett	1959-60	Bob Craig	1949-50-51	Bernie Fryer	1971-72
Sherrell Berrett	1959	Steve Craig	1976-79-80-81	DeRay Fullmer	1947-48-49-50
Roland Bevell	1960-61	Jack Cravens	1957-58	Frank Fullmer	1940-41-42
Lowell Biddulph	1925	Bill Crow	1962-63	Gary Furniss	1981-82-83
Mark Bigelow	1999-02-03-04	Todd Crow	1990		
Nick Bird	1923	Larry Crowley	1960-61		

ALL-TIME LETTERMEN

G		J		M	
Dean Gardner	1940-41-42	Elwood Jackson	1922	Gavin MacGregor	2007
Mike Gardner	1963-64-65	Gee Jackson	1942	Mac Madsen	1954-58-59
Morris Gardner	1947	Boyd Jarman	1951-52-53	McRay Magleby	1930-31
Floyd Garn	1931-32	Ken James	1965-66-67	Russell Magleby	1928-29-30-31
Alma Garrett	1946-47	Hal Jensen	1956-57	Logan Magnusson	2010-11
Todd Gentry	1990	Jay Jensen	1947	Fernando Malaman	2006-07
Earl Giles	1934-35-36-37	Jared Jensen	2002-03-04-05	Jack Mannion	1961
Floyd Giles	1941-42-43-46	John Jensen	1945	Nick Martineau	2008-11-12
Lynn Gleave	1958	Lawrell Jensen	1930	Nick Mateljan	1953-54-55
Elwood Gledhill	1923	Bart Jepsen	1998-01-02-03	Anthony Matthews	1985-86
Tom Gneiting	1985-86-87	Bret Jepsen	1995-98-99	LeRoy Maughan	1966-69-70
George Gourley	1933	Jim Jimas	1965-66-67	Mike Maxwell	1980-82
Lee Gourley	1935	Joe Johnson	1932-33-34-35	Mike May	1977-78
R. Clark Greenhalgh	1945-46-49	Lloyd Johnson	1961-62	Dave McGuire	1978-79-81
Tom Griggs	1924	Lou Johnson	1930-31-32	Emerson McOmber	1933
Dick Grimmett	1934	Andrew Johnston	2014	Jim McIntyre	1960
Earl Groesbeck	1925	Dick Jones	1949-50-51	Garner Meads	2001-04-05
Davin Guinn	2016	Robert Jones	1991-92	Steve Merta	1962
Holden Gunnett	1935-39	Russ Jones	1957-58	Mark Michaelis	1999
John Gustin	1957-58	Troy Jones	1973-74-75-76	Eric Mika	2014
H		Craig Jorgensen	1971-72-73	Chris Miles	2005-08-09-10
Ed Hale	1947	K		Gary Miles	1957-58-59
Skyler Halford	2014-15	Keegan Kane	1991	Paul Millar	1963-64
Mike Hall	2004-05	Tom Karren	1952-53-54	Jared Miller	1991-92-93
Lynn Halvorsen	1929	Bronson Kaufusi	2013	Jim Miller	1969-70-71
Lee Hamblin	1943	Corbin Kaufusi	2015-16	Mark Miller	1960-63-64
Brian Hamilton	1998-99	Ralph Keeler	1919-22-23	Floyd Millet	1933
Chris Handy	1998	Steve Kelly	1969-70-71	Duard Millett	1943
Mark Handy	1974-75-76-77	Jim Kelson	1961-62-63	Wayne Millett	1935
Travis Hansen	2001-02-03	Andy Kimball	1945	Roland Minson	1949-50-51
Don Hanson	1943	Paul Kitchen	1956	John Moala	1997
Chauncey Harmon	1925	Greg Kite	1980-81-82-83	Matt Montague	1997-00-01-02
Damarcus Harrison	2012	Nate Knight	2001	Scott Moon	1990-91
Irel Hart	1927	Shane Knight	1991-92-93-94-95	Lamont Morgan, Jr.	2009-10
Jakob Hartsock	2016	Steve Kramer	1964-65-66	Tim Mould	1976
Noah Hartsock	2009-10-11-12	LaVar Kump	1936-37-38	Ben Murdock	2007-08
Ian Harward	2013	Ron Kump	1954	Bert Myers	1959-60
Jacob Hawkins	1999	Gene Kunz	1961-62	N	
Marty Haws	1985-87-88-89-90	L		Nick Nakic	1977
Tyler Haws	2010-13-14-15	Timo Lampen	1961	Terry Nashif	2002-03-04-05
Leon Heaps	1951-52	Dean Larsen	1952-53-54	Isaac Neilson	2015
Don Helm	1958	Russell Larson	1992-93-94-95	Ross Neilson	1923
Mike Herring	1988-89	Vance Law	1975-76-77	Byron Nelson	1931-32-33-34
Mark Heslop	1986-89-90-91-92	Veryl Law	1974-75-76-77	Joe Nelson	1947-48-49-50
Bruce Hill	1959-60	Luiz Lemes	2003-04	Dick Nemelka	1964-65-66
Gary Hill	1965-66-67	Drew Leonard	1937	John Nicoll	1958-59
Russ Hillman	1949-50-51	Malcolm LeSueur	1932-33	David Nielsen	1999-00
Willard Hirschi	1954-55-56	Dave Lewis	1954-55-56	Eric Nielsen	1997-00-01-02
Bryan Hofheins	1995-96	John Lewis	1963	Gifford Nielsen	1974-75
Jim House	1967	Kari Liimo	1967-68-69	Kevin Nielsen	1978-79-82-83-84
Bob Howard	1923-24-25-26	Shawn Lindquist	1993-94	Stan Nielsen	1940-41
Dan Howard	2000-01-02-03	Chick Little	1946-47	Chris Nikchevich	1983-84-85
Doug Howard	1968-69-70	John Lloyd	1990	Dalton Nixon	2015
Greg Humphreys	1986-87	Wesley Lloyd	1924-25-26	Kevin Nixon	1992-93
Dale Hunt	1941	Matt Lohner	1995-96	Reed Noble	1975-76
Jim Hunter	1931-32-33-34	Paul Loveday	1966-67		
Mel Hutchins	1947-48-50-51	Michael Loyd Jr.	2008-10		
I		Terrell Lyday	2000-01		
Rags Ingersoll	1924-25-28-29	Chris Lynch	1988		
Bob Inglis	1960	Walter Lyons	1935		
Vuk Ivanovic	2006-07-08	Marty Lythgoe	1967-68-69		
Ivan Iverson	1937				

ALL-TIME LETTERMEN

O		Elwood Romney	1930-31-32-33	Jermaine Thompson	1996
Ralph Olsen	1951-52	Golden Romney	1923-24-25-26	Paul Thompson	1945
Roy Olsen	1945-46-47	Jerry Romney	1950-51-52	Verne Thompson	1976-77
Bob Orr	1941-42-43	Archie Rose	2008-2009	Paul Thorn	1929
Misho Ostarcevic	1976-77	Mike Rose	2004-05-06-07	Dick Thorne	1952
Clarence Osterhues	1949-50	Lynn Rowe	1955-56-57	James Thorne	1951
Don Overly	1940-41	Owen Rowe	1927-28-29	Phil Tollestrup	1970-71-72
Dick Owen	1947	Bill Ruffner	1964-66	Michael Tompson	1997
P		Bryon Ruffner	1996	Byron Toone	1950
Paul Packard	1922-23-24-25	Paul Ruffner	1969-70	Andy Toolson	1985, 88-89-90
Albert Page	1919-20	Scott Runia	1977-78-79-80	Jake Toolson	2015-16
Bill Pardoe	1938	S		Bill Treu	1958
Averian Parrish	1986	Timo Saarelainen	1981-82-83-84-85	Gary Trost	1988-91-92-93
Lynn Parsons	1967-68-69	Nick Sanderson	1992-93	Steve Trumbo	1979-80-81-82
Truman Partridge	1922-23	Kevin Santiago	1989-90	Marlow Turpin	1935-36-37
Herschel Pederson	1954-55-56	Mark Santiago	1991-92	U	
Marty Perry	1983-84-85	Kalevi (Moni) Sarkalahti	1971-72-73	Jim Usevitch	1983-84-87-88
Jared Peterson	1998	LaVon Satterfield	1950	V	
Morris Peterson	1953-54	Randy Schouten	1966-67-68	Veikko Vainio	
Rolfe Peterson	1942-46	Steve Schreiner	1988-89-90-91	1969-70-71	
Russ Peterson	1956-57-58-59	Zac Seljaas	2016	Don Volpi	
Ed Pinegar	1954-55-56	Ron Selleaze	1998	1958	
Jesse Pinegar	2001-02	Josh Sharp	2012-13-14-15	Michael Vranes	
Matt Pinegar	2009	Braiden Shaw	2016	1997-99-00-01	
Graham Pingree	2014	Ty Shippen	2001	W	
Trent Plaisted	2005-06-07-08	Jake Shoff	2003-04	Brent Wade	1986-87
Alan Pollard	1983-85-86	Ernest Shumway	1918	Brady Walker	1942-43-46-47
Carl Pollard	1984-85	Rickey Shumway	1959	Bud Walker	1929
Wendell Poulson	1927	Don Simmons	1927	Scott Warner	1967-68-69-70
Pete Prusse	1947	Glen Simmons	1918-22	Stan Watts	1937-38
Thomas Pyne	1920	Scott Sinek	1982-83-84-85	Richie Webb	1981-84-85-86
Q		Bob Skousen	1959-62-63	Justin Weidauer	1992-95-96-97-98
Bob Quinney	1963-64-65	Clarence Skousen	1927-28-29	Joe Weight	1946-47-48-49
R		Michael Smith	1984, 87-88-89	Ken Weight	1920-21-22
Gary Radunich	1970	Don Snow	1940-41-42	Fred Weimer	1939-40-41
Lloyd Rasmussen	1954-55	Greg Snow	1972-73-74-75	Neil Welling	1943-44-45
Mahlon Rasmusson	1943	Bill Snow	1921-27	Mekeli Wesley	1998-99-00-01
Craig Raymond	1965-66-67	Scott Sonnenberg	1997	Vern Whatcott	1949-50
Mark Reeve	1927-28-29-30	Meade Squire	1946-47	Jack Whipple	1947-48-49-50
Fenton Reeves	1920	Jim Spencer	1959	Trent Whiting	2001
Brock Reichner	2005-06	Jon Stanley	1964-65	Jay Whitman	1932-33-34-35
Randy Reid	1990-93-94-95-96	George Staples	1930	Craig Wilcox	1994-95
Robbie Reid	1994-95	Ron Steinke	1960-61-62-63	Mel Wilkes	1956-57-58
George Rekoutis	1964	Tom Steinke	1955-56-57	Chris Williams	1974-75-76
Dale Rex	1941-42-43	Neil Stephens	1953	Frank Willis	1919
Keith Rice	1978-79	Brent Stephenson	1986-87	Bob Wilson	1961-62
Bob Ricks	1957	Reed Stewart	1923-24-25	Anson Winder	2012-13-14-15
Doug Richards	1972-73-74	Chris Stock	1996	Joe Winters	1943
Frosty Richards	1924-25-26-27	Earl Sumsion	1918	David Wolfe	1988-89
Harry Richards	1918-19-20-21	Russell Swenson	1921-22-26	Kevin Woodberry	2003-04
Joe Richey	1951-52-53	T		Luke Worthington	2014-15
Grant Richins	1943	Nick Taggart	1997-00	Frank Wright	1935-36
Vir Richins	1938-39	Jonathan Tavernari	2007-08-09-10	Leslie Wright	1927-28-29
Silester Rivers	1999-00	Alan Taylor	1977-78-79-80	Paul Wyatt	1963-64
Charles Roberts	1937-38	Brian Taylor	1983-84-87-88	Y	
Fred Roberts	1979-80-81-82	Snide Taylor	1924	Robbie Yates	1997-98
Glen Roberts	1977-78-79	John Taylor	1953-54	Ike Young	1923
Kenneth Roberts	1991-94-95-96	Terry Tebbs	1954-55-56	Keena Young	2005-06-07
Marc Roberts	2000-03-04	Roy Thacker	1957-58-59	Z	
Neil Roberts	1965-66-67	Ted Thiel	1947-48-49	Brock Zylstra	2010-11-12-13
Burl Robison	1930-31-32-33	Cy Thompson	1943		
Stephen Rogers	2011-12	Jay Thompson	1994-95-96		

YEAR-BY-YEAR COACHING BREAKDOWN

YEAR	COACH	CONF.	FINISH	CONF. REC.	OVERALL	OFF.	DEF.	DIFF.
2016	Dave Rose	WCC	3rd	13-5	26-11	83.6	72.8	+10.8
2015	Dave Rose	WCC	T2nd	13-5	25-10	83.7	73.2	+10.6
2014	Dave Rose	WCC	2nd	13-5	23-12	83.7	77.3	+6.4
2013	Dave Rose	WCC	3rd	10-6	24-12	77.1	69.5	+7.6
2012	Dave Rose	WCC	3rd	12-4	26-9	77.9	67.4	+10.5
2011	Dave Rose	MWC	T1st	14-2	32-5	81.4	67.9	+13.5
2010	Dave Rose	MWC	2nd	13-3	30-6	83.1	66.4	+16.7
2009	Dave Rose	MWC	T1st	12-4	25-8	77.1	65.2	+11.9
2008	Dave Rose	MWC	1st	14-2	27-8	73.7	63.2	+10.5
2007	Dave Rose	MWC	1st	13-3	25-9	78.1	69.0	+9.1
2006	Dave Rose	MWC	T2nd	12-4	20-9	76.2	71.7	+4.5
2005	Steve Cleveland	MWC	T7th	3-11	9-21	65.7	69.0	-3.3
2004	Steve Cleveland	MWC	2nd	10-4	21-9	71.4	65.6	+5.8
2003	Steve Cleveland	MWC	T1st	11-3	23-9	71.8	63.5	+8.3
2002	Steve Cleveland	MWC	T4th	7-7	18-12	70.5	65.0	+5.5
2001	Steve Cleveland	MWC	T1st	10-4	24-9	70.4	62.7	+7.7
2000	Steve Cleveland	MWC	6th	7-7	22-11	70.5	63.8	+6.7
1999	Steve Cleveland	WAC	5th	6-8	12-16	71.8	73.4	-1.6
1998	Steve Cleveland	WAC	6th	4-10	9-21	63.5	69.8	-6.3
1997	Tony Ingle	WAC	16th	0-16	0-19	58.3	78.9	-20.6
1997	Roger Reid	WAC	-	0-0	1-6	62.9	80.3	-17.4
1996	Roger Reid	WAC	5th	9-9	15-13	82.3	78.4	+3.9
1995	Roger Reid	WAC	2nd	13-5	22-10	75.2	69.2	+6.0
1994	Roger Reid	WAC	3rd	12-6	22-10	79.4	74.4	+5.0
1993	Roger Reid	WAC	1st	15-3	25-9	81.0	71.9	+9.1
1992	Roger Reid	WAC	1st	12-4	25-7	80.2	69.6	+10.6
1991	Roger Reid	WAC	2nd	11-5	21-13	72.2	68.7	+3.5
1990	Roger Reid	WAC	1st	11-5	21-9	70.3	65.7	+4.6
1989	Ladell Andersen	WAC	5th	7-9	14-15	80.6	80.1	+0.5
1988	Ladell Andersen	WAC	1st	13-3	26-6	85.5	76.2	+9.3
1987	Ladell Andersen	WAC	2nd	12-4	21-11	82.3	77.2	+5.1
1986	Ladell Andersen	WAC	4th	11-5	18-14	72.8	70.6	+2.2
1985	Ladell Andersen	WAC	3rd	9-7	15-14	75.0	74.4	+0.6
1984	Ladell Andersen	WAC	2nd	12-4	20-11	78.5	75.0	+3.5
1983	Frank Arnold	WAC	1st	11-5	15-14	69.5	66.2	+3.3
1982	Frank Arnold	WAC	4th	9-7	17-13	62.8	58.4	+4.4
1981	Frank Arnold	WAC	3rd	12-4	25-7	78.8	71.1	+7.7
1980	Frank Arnold	WAC	1st	13-1	24-5	83.5	72.5	+11.0
1979	Frank Arnold	WAC	1st	10-2	20-8	85.0	76.6	+8.4
1978	Frank Arnold	WAC	4th	6-8	12-18	81.0	83.2	-2.2
1977	Frank Arnold	WAC	7th	4-10	12-15	74.6	75.1	-0.5
1976	Frank Arnold	WAC	5th	6-8	12-14	77.5	83.9	-6.4
1975	Glenn Potter	WAC	6th	5-9	12-14	79.3	80.3	-1.0
1974	Glenn Potter	WAC	6th	6-8	11-15	77.5	83.9	-6.4
1973	Glenn Potter	WAC	2nd	9-5	19-7	79.5	74.6	+4.9
1972	Stan Watts	WAC	1st	12-2	21-5	81.8	74.1	+7.7
1971	Stan Watts	WAC	1st	10-4	18-11	82.8	79.1	+3.7
1970	Stan Watts	WAC	7th	4-10	8-18	80.7	84.1	-3.4
1969	Stan Watts	WAC	1st	6-4	16-12	83.0	80.7	+2.3
1968	Stan Watts	WAC	4th	4-6	13-12	82.6	78.2	+4.4
1967	Stan Watts	WAC	1st	8-2	14-10	81.7	76.1	+5.6
1966	Stan Watts	WAC	2nd	6-4	20-9	95.5	82.9	+12.6
1965	Stan Watts	WAC	1st	8-2	21-7	94.3	84.1	+10.2
1964	Stan Watts	WAC	3rd	5-5	13-12	79.0	80.2	-1.2
1963	Stan Watts	WAC	2nd	6-4	12-14	77.1	78.3	-1.2
1962	Stan Watts	MSC	4th	5-9	10-16	70.5	74.9	-4.4
1961	Stan Watts	MSC	3rd	9-5	15-11	73.9	71.9	+2.0
1960	Stan Watts	MSC	5th	5-9	9-17	67.0	75.1	-8.1
1959	Stan Watts	MSC	4th	8-6	15-11	75.5	71.2	+4.3
1958	Stan Watts	MSC	2nd	9-5	13-13	65.3	66.7	-1.4
1957	Stan Watts	MSC	1st	11-3	19-9	70.7	67.1	+3.6
1956	Stan Watts	MSC	2nd	10-4	18-8	77.2	67.0	+10.2
1955	Stan Watts	MSC	2nd	10-4	13-13	72.7	71.0	+1.7
1954	Stan Watts	MSC	2nd	9-5	18-11	68.6	64.8	+3.83
1953	Stan Watts	MSC	2nd	11-3	22-8	69.2	56.2	+13.0
1952	Stan Watts	MSC	2nd	9-5	14-10	60.4	58.8	+1.6
1951	Stan Watts	RMC	1st	15-5	28-8	65.3	55.7	+9.6
1950	Stan Watts	RMC	1st	14-6	22-12	55.0	49.9	+5.1

WCC=West Coast Conference; MWC=Mountain West Conference; WAC=Western Athletic Conference;
MSC=Mountain State Conference (Skyline); RMC=Rocky Mountain Conference

COUGAR COACHING RECORDS

MARRIOTT CENTER W/L RECORDS

YEARS	HEAD COACH	W/L	PCT.
1971-72	Stan Watts	12-0	1.000
WATTS TOTAL		12-0	1.000
1972-73	Glenn Potter	11-3	.786
1973-74	Glenn Potter	6-4	.600
1974-75	Glenn Potter	9-6	.533
POTTER TOTAL		26-13	.641
1975-76	Frank Arnold	7-5	.583
1976-77	Frank Arnold	6-6	.500
1977-78	Frank Arnold	9-4	.692
1978-79	Frank Arnold	14-0	1.000
1979-80	Frank Arnold	12-2	.857
1980-81	Frank Arnold	13-0	1.000
1981-82	Frank Arnold	11-5	.688
1982-83	Frank Arnold	9-6	.600
ARNOLD TOTAL		81-28	.743
1983-84	Ladell Andersen	14-1	.933
1984-85	Ladell Andersen	9-5	.643
1985-86	Ladell Andersen	12-4	.750
1986-87	Ladell Andersen	10-4	.786
1987-88	Ladell Andersen	16-2	.889
1988-89	Ladell Andersen	10-5	.667
ANDERSEN TOTAL		71-21	.783
1989-90	Roger Reid	15-0	1.000
1990-91	Roger Reid	10-6	.625
1991-92	Roger Reid	14-1	.933
1992-93	Roger Reid	13-1	.929
1993-94	Roger Reid	14-2	.875
1994-95	Roger Reid	14-0	1.000
1995-96	Roger Reid	11-4	.733
1996-97	Roger Reid	1-4	.143
REID TOTAL		92-18	.821
1996-97	Tony Ingle	0-9	.000
INGLE TOTAL		0-9	.000
1997-98	Steve Cleveland	4-10	.286
1998-99	Steve Cleveland	9-5	.643
1999-00	Steve Cleveland	14-2	.875
2000-01	Steve Cleveland	15-0	1.000
2001-02	Steve Cleveland	16-0	1.000
2002-03	Steve Cleveland	13-1	.929
2003-04	Steve Cleveland	13-0	1.000
2004-05	Steve Cleveland	6-8	.429
CLEVELAND TOTAL		90-26	.776
2005-06	Dave Rose	14-1	.933
2006-07	Dave Rose	17-0	1.000
2007-08	Dave Rose	16-0	1.000
2008-09	Dave Rose	14-2	.875
2009-10	Dave Rose	15-1	.938
2010-11	Dave Rose	13-1	.929
2011-12	Dave Rose	13-3	.813
2012-13	Dave Rose	15-3	.833
2013-14	Dave Rose	14-1	.933
2014-15	Dave Rose	13-3	.813
2015-16	Dave Rose	16-2	.889
ROSE TOTAL		160-17	.904
Total		532-132	.801

BYU COACHING RECORDS

YEARS	HEAD COACH	WON	LOST	PCT.
1902-03	W.A. Colton	4	5	.444
1903-05	(Unknown)	12	6	.667
1905-08	C.T. Teetzel	22	6	.786
1908-10	Fred Bennon	16	6	.727
1910-11	Henry Rose	8	0	1.000
1911-20	E.L. Roberts	58	20	.744
1920-25	Alvin Twitchell	50	20	.714
1925-28	E.L. Roberts	29	29	.500
Roberts Overall		87	49	.640
1928-35	G. Ott Romney	139	71	.662
1935-36	Edwin R. Kimball	16	9	.640
1936-38	Fred "Buck" Dixon	25	23	.521
1938-41	Edwin R. Kimball	43	29	.597
Kimball Overall		59	38	.608
1941-49	Floyd Millet	104	77	.575
1949-72	Stan Watts	371	254	.594
1972-75	Glenn Potter	42	36	.538
1975-83	Frank Arnold	137	94	.593
1983-89	Ladell Andersen	114	71	.616
1989-96	Roger Reid	152	77	.664
1996-97	Tony Ingle	0	19	.000
1997-05	Steve Cleveland	138	108	.561
2005-Pres.	Dave Rose	289	99	.741
OVERALL		1764	1059	.625

POSTSEASON RECORDS

STAN WATTS

NCAA Overall – 4-10
 NIT Overall – 6-2
 1950 – NCAA – 1-1
 1951 – NCAA – 1-2
 NIT – 3-0
 1953 – NIT – 0-1
 1954 – NIT – 0-1
 1957 – NCAA – 1-1
 1965 – NCAA – 0-2
 1966 – NIT – 3-0
 1969 – NCAA – 0-1
 1971 – NCAA – 1-2
 1972 – NCAA – 0-1

FRANK ARNOLD

NCAA Overall – 3-3
 NIT Overall – 0-1
 1979 – NCAA – 0-1
 1980 – NCAA – 0-1
 1981 – NCAA – 3-1
 1982 – NIT – 0-1

LADELL ANDERSEN

NCAA Overall – 2-3
 NIT Overall – 2-1
 1984 – NCAA – 1-1
 1986 – NIT – 2-1
 1987 – NCAA – 0-1
 1988 – NCAA – 1-1

ROGER REID

NCAA Overall – 2-5
 NIT Overall – 1-1
 1990 – NCAA – 0-1
 1991 – NCAA – 1-1
 1992 – NCAA – 0-1
 1993 – NCAA – 1-1
 1994 – NIT – 1-1
 1995 – NCAA – 0-1

STEVE CLEVELAND

NCAA Overall – 0-3
 NIT Overall – 3-2
 2000 – NIT – 2-1
 2001 – NCAA – 0-1
 2002 – NIT – 1-1
 2003 – NCAA – 0-1
 2004 – NCAA – 0-1

DAVE ROSE

NCAA Overall – 4-8
 NIT Overall – 6-3
 2006 – NIT – 0-1
 2007 – NCAA – 0-1
 2008 – NCAA – 0-1
 2009 – NCAA – 0-1
 2010 – NCAA – 1-1
 2011 – NCAA – 2-1
 2012 – NCAA – 1-1
 2013 – NIT – 3-1
 2014 – NCAA – 0-1
 2015 – NCAA – 0-1
 2016 – NIT – 3-1

CUMULATIVE SEASON STATISTICS

YEAR	GMS	MIN.	FG	FGA	FG%	3 FG	3 FGA	3 FG%	FT	FTA	FT%	O-REB	D-REB	REB.	AVG	PF	FO
1948-49	34		837						442	654	.676					607	
1949-50	34		670	1977	.339				420	668	.629					563	
1950-51	37		920	2611	.352				597	902	.660			1457	39.4	709	25
1951-52	24		576	1756	.328				299	482	.620			901	37.5	442	15
1952-53	30		743		.330				566		.660			1392	46.4	558	22
1953-54	28		697		.330				529		.610			1335	47.7	539	9
1954-55	26		685	2104	.326				522	808	.646			1268	48.8	521	
1955-56	26		735	2032	.362				536	770	.696			1451	55.8	473	20
1956-57	28		688	1956	.352				609	831	.733			1230	43.9	508	18
1957-58	26		646	1731	.373				405	650	.623			1279	49.2	513	22
1958-59	26		751	1822	.412				436	698	.625			1402	53.9	470	22
1959-60	25		630	1653	.381				416	613	.679			1168	46.7	459	18
1960-61	26		736	1790	.411				451	670	.673			1255	48.3	524	
1961-62	26		725	1910	.380				390	604	.646			1293	49.7	530	
1962-63	26		745	1825	.408				495	701	.706			1273	49.0	596	
1963-64	25		775	1775	.437				424	605	.701			1220	48.8	508	
1964-65	28		1014	2122	.478				611	825	.741			1457	52.0	584	
1965-66	25		946	1898	.498				496	693	.720			1346	53.8	488	
1966-67	24		762	1550	.492				436	644	.678			1117	46.5	519	
1967-68	25		787	1803	.436				490	720	.681			1276	51.0	498	
1968-69	28		903	2029	.445				519	785	.661			1438	51.4	574	
1969-70	26		812	1859	.437				472	718	.657			1369	52.7	534	
1970-71	29		918	1933	.475				565	805	.702			1352	46.6	403	
1971-72	26		801	1659	.483				526	736	.715			1206	46.4	435	12
1972-73	26		822	1701	.483				428	594	.721			1240	47.7	365	
1973-74	26		788	1730	.455				439	581	.756			1137	43.7	492	12
1974-75	26		819	1725	.475				424	613	.692			1119	43.0	552	24
1975-76	26		805	1722	.467				405	585	.692			1162	44.7	572	31
1976-77	27		800	1706	.469				413	571	.723			1071	39.7	579	24
1977-78	30		957	1974	.485				515	725	.710			1126	37.5	640	39
1978-79	28		940	1778	.529				501	717	.699			1176	42.0	587	29
1979-80	29		955	1830	.522				511	722	.708			1224	42.2	543	21
1980-81	32		960	1954	.491				600	840	.714			1366	42.7	591	29
1981-82	30		697	1511	.461				491	689	.712			1118	37.2	507	14
1982-83	29		761	1652	.461				492	687	.716			1111	38.3	560	27
1983-84	31		896	1762	.509				641	855	.75			1076	34.7	624	17
1984-85	29		821	1773	.463				533	789	.676			1048	36.1	671	29
1985-86	32		897	1917	.468				534	769	.694			1171	36.6	654	22
1986-87	32		965	1972	.489	127	318	.399	577	773	.746			1186	37.1	673	15
1987-88	32		976	1839	.531	146	323	.452	637	835	.763			1160	36.3	597	15
1988-89	29		838	1675	.500	135	359	.376	527	647	.815			968	33.4	574	14
1989-90	30		739	1482	.499	140	311	.450	492	684	.719			925	30.8	584	21
1990-91	34		876	1796	.488	121	303	.399	581	825	.704	348	811	1257	37.0	660	18
1991-92	32		877	1762	.498	214	497	.431	599	813	.737	302	760	1176	36.8	621	20
1992-93	34	6875	948	1905	.498	161	443	.363	697	909	.767	405	837	1324	38.9	721	15
1993-94	32	6453	876	1779	.492	141	444	.318	647	880	.735	330	741	1185	37.0	691	21
1994-95	32	6481	809	1743	.464	170	486	.350	617	798	.773	338	693	1124	35.1	601	22
1995-96	28	5602	802	1690	.475	112	335	.334	587	767	.765	307	652	1061	37.9	599	
1996-97	26	5218	578	1453	.398	99	379	.261	292	453	.645	246	483	824	31.7	505	18
1997-98	30	6081	589	1571	.375	194	638	.304	534	749	.713	328	620	1060	35.3	638	
1998-99	28	5650	671	1487	.451	176	474	.371	491	677	.725	254	659	913	32.6	585	28
1999-2000	33	6624	795	1725	.461	192	515	.373	546	784	.696	299	819	1118	33.9	640	15
2000-01	33	6600	744	1620	.459	185	485	.381	651	835	.780	292	760	1052	31.9	691	23
2001-02	30	6076	711	1514	.470	170	428	.397	523	688	.760	265	735	1000	33.3	561	18
2002-03	32	6425	765	1654	.463	194	517	.375	575	762	.755	353	781	1134	35.4	688	23
2003-04	30	6025	764	1571	.486	171	487	.351	501	692	.724	316	701	1017	33.9	566	14
2004-05	30	6025	690	1648	.419	211	583	.362	381	530	.719	347	670	1017	33.9	551	10
2005-06	29	5925	782	1692	.462	202	521	.388	443	620	.715	325	699	1024	35.3	582	12
2006-07	34	6876	972	1981	.491	265	617	.415	454	688	.660	414	859	1273	37.4	662	13
2007-08	35	7025	906	1970	.460	285	764	.373	483	737	.655	365	986	1351	38.6	618	12
2008-09	33	6625	909	1879	.484	238	624	.381	488	669	.729	302	894	1196	36.2	607	14
2009-10	36	7250	1025	2120	.483	292	700	.417	650	823	.790	367	965	1332	37.0	621	5
2010-11	37	7475	1019	2267	.449	312	865	.361	662	865	.765	420	1005	1425	38.5	647	10
2011-12	35	7000	977	2099	.465	233	679	.343	540	771	.700	381	966	1347	38.5	637	15
2012-13	36	7200	999	2188	.457	213	630	.338	566	777	.728	433	966	1399	38.9	678	12
2013-14	35	7125	1012	2186	.463	177	498	.355	730	1055	.692	463	969	1432	40.9	690	16
2014-15	35	7100	976	2090	.467	300	763	.393	679	886	.766	421	928	1349	38.5	721	13
2015-16	37	7425	1096	2369	.463	330	863	.382	571	827	.690	441	1073	1514	40.9	690	13